APPLICATION WHITE PAPER —GPON APP NOTE/EXAMPLE

Version V1.2

Release Date :2018-11-26

Contents

DBA profile.....3
SFU Authorization.....4
Planning Data.....4
ONU Manual authorize.....4
ONU automatic authorize.....6
HGU Authorization.....9
Planning Data.....9
ONU Manual authorize.....9
ONU automatic authorize.....11
Automatic Configure the ONU By Profile.....14
Planning Data.....14
Automatic configure onu.....14
Show/Delete the ONU.....21
Show the ONU status.....21
Delete the ONU status.....22
Case 1 SFU Bridge.....23
Network Diagram.....23
Planning Data.....23
Configuring the OLT.....24
Configuring the ONU.....26
Case 2 SFU Bridge With IPTV.....31
Network Diagram.....31
Planning Data.....31
Configuring the OLT.....32
Configuring the ONU.....36
Case 4 HGU Router --Internet.....41
Network Diagram.....41
Planning Data.....41
Configuring the OLT.....43
Configuring the ONU.....44
Case 5 HGU Router --VoIP.....57
Network Diagram.....57
Planning Data.....57
Configuring the OLT.....58
Configuring the ONU.....60
Case 6 HGU Bridge --IPTV.....68
Network Diagram.....68
Planning Data.....68
Configuring the OLT.....69
Configuring the ONU.....73

DBA profile

Item	Description	Example
DBA profile	The DBA of ONU	Assured :10M Maximum :100M

By CLI ----------

gpon-olt(config)# profile dba

gpon-olt(profile-dba:1)# type 3 assured 10000 maximum 100000

gpon-olt(profile-dba:1)# commit

By Web ----------

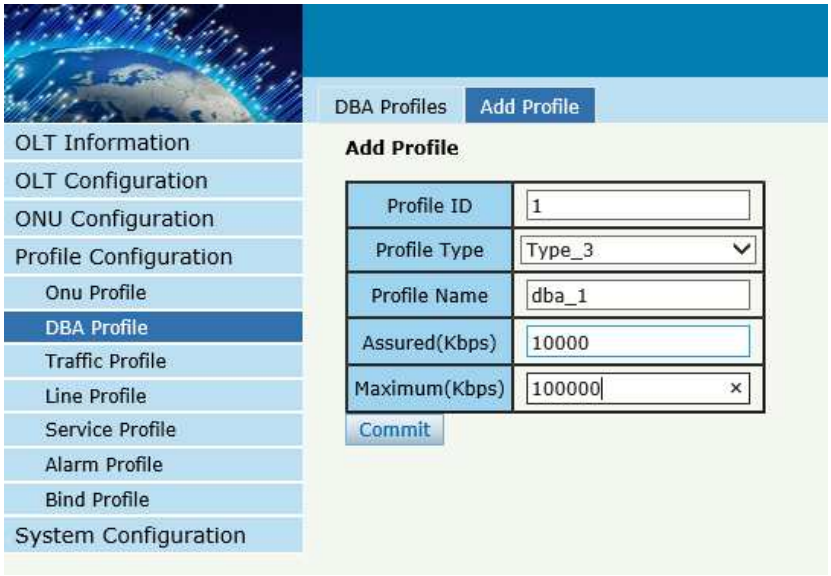

SFU Authorization

Planning Data

Item	Description	Example
ONU Type	The type of onu	V2801ZG
ONU SN	ONU serial number	GPON00000015
OLT PON	The PON port of OLT	GPON 0/1
Equipid	The Equipment id of ONU	V2801ZGV8.0

ONU Manual authorize

By CLI ----------

gpon-olt(config)# profile onu name V2801ZG

gpon-olt(profile-onu:3)# port-num eth 1

gpon-olt(profile-onu:3)# commit

gpon-olt(profile-onu:3)# exit

gpon-olt(config)# show onu auto-find

gpon-olt(config)# interface gpon 0/1

gpon-olt(config-pon-0/1)# onu add 1 profile V2801ZG sn GPON00000015

By Web ----------

1、Create ONU profile for 1GE ONU

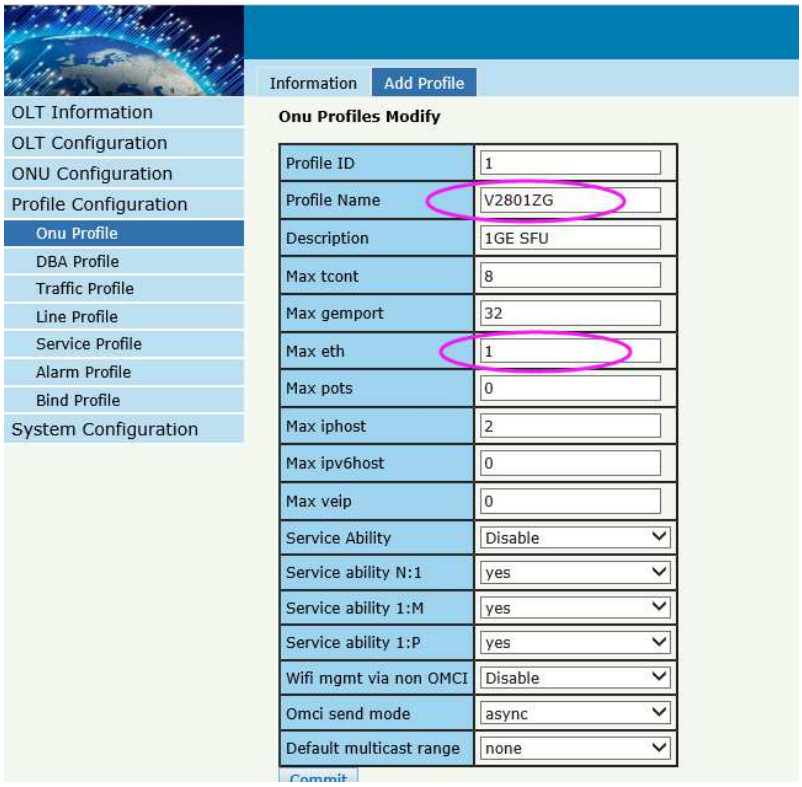

2, Find the ONU of Autofind lists and perform authorization operations on it

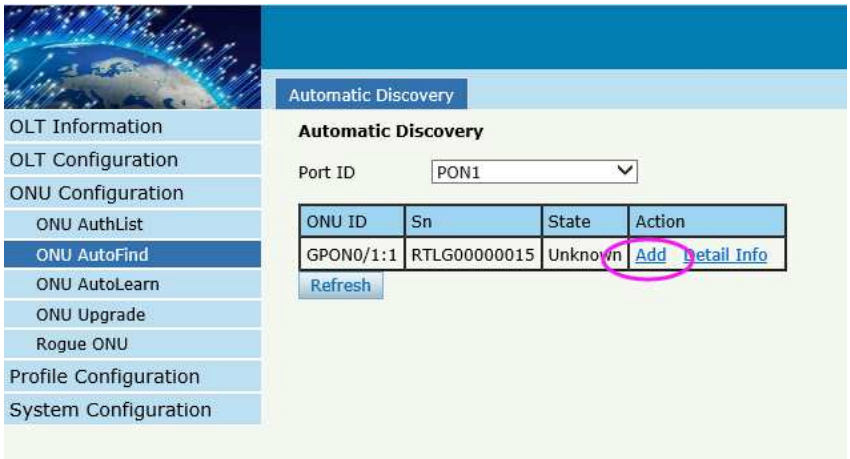

3, Select the 1GE ONU template

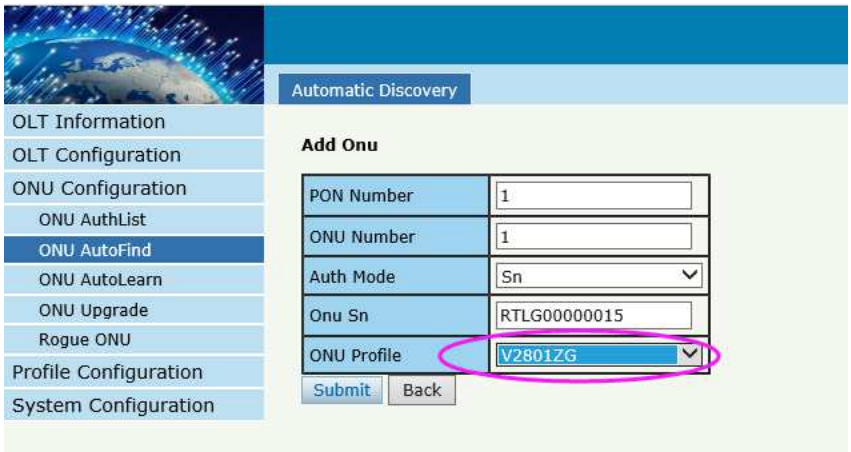

If ONU is successfully registered, working will be shown here

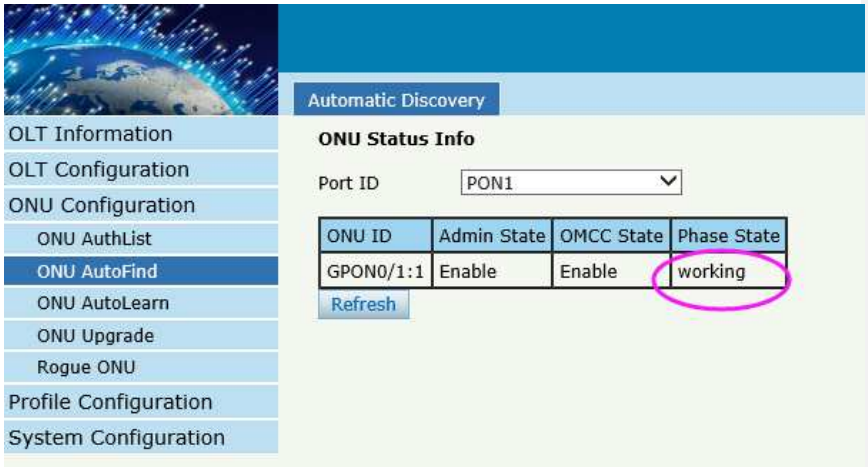

ONU automatic authorize

By CLI ----------

gpon-olt(config)# profile onu name V2801ZG

gpon-olt(profile-onu:3)# port-num eth 1

gpon-olt(profile-onu:3)# commit

gpon-olt(profile-onu:3)# exit

gpon-olt(config)# show onu auto-find detail-info

gpon-olt(config)# onu auto-learn bind onu-profile V2801ZGV8.0 V2801ZG

gpon-olt(config)# interface gpon 0/1

gpon-olt(config-pon-0/1)# onu auto-learn

By Web ----------

1、Create ONU profile for 1GE ONU

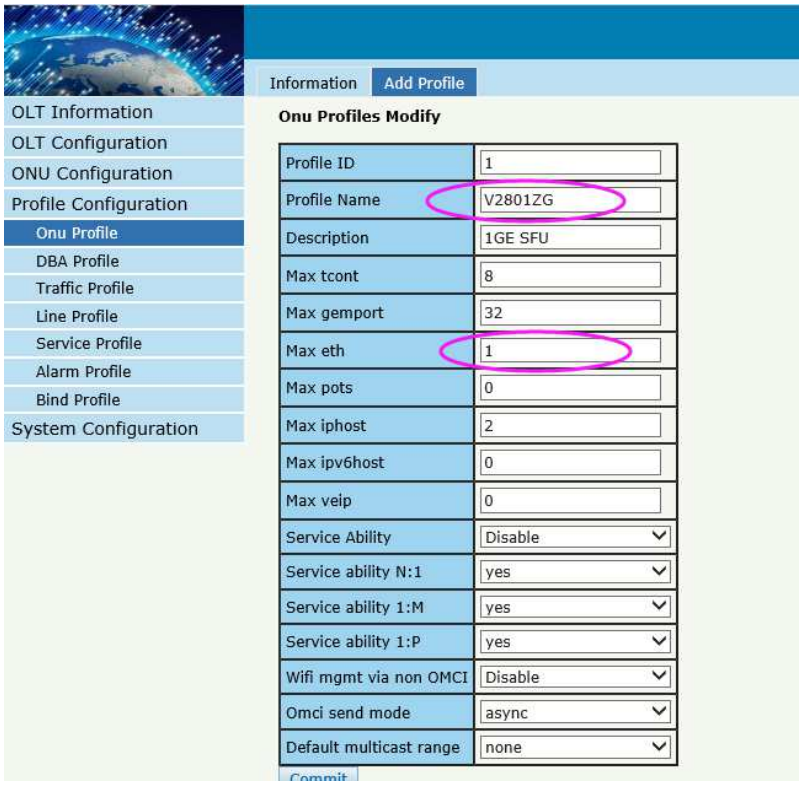

2, Equipment ID binding ONU profile

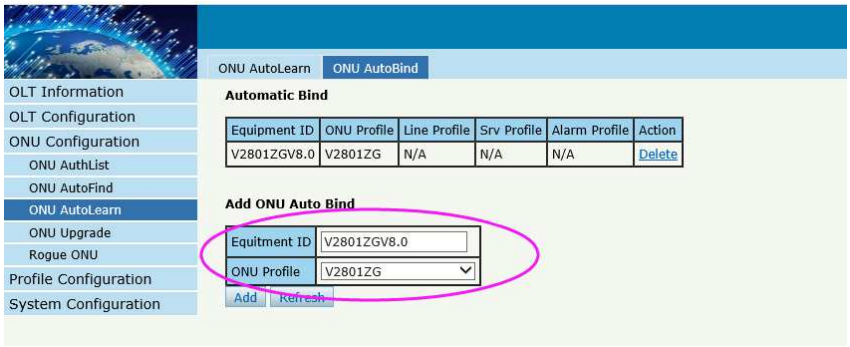

3, enable automatic learn mode of PON port

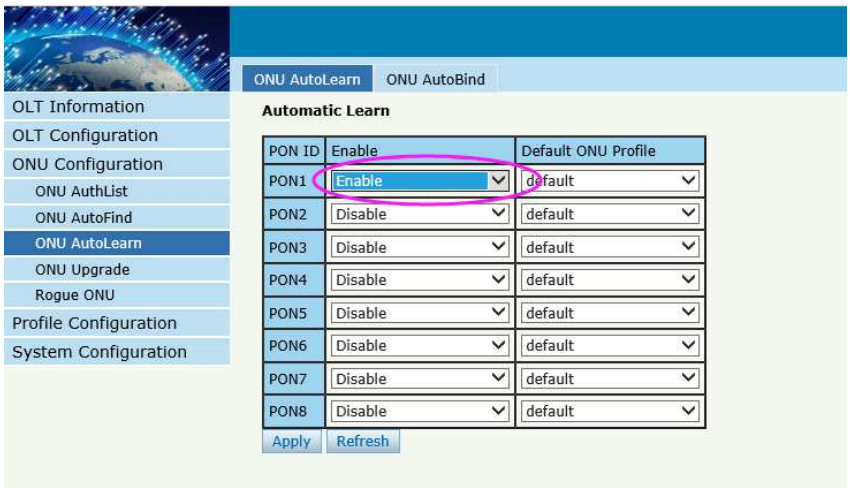

If ONU is successfully registered, working will be shown here

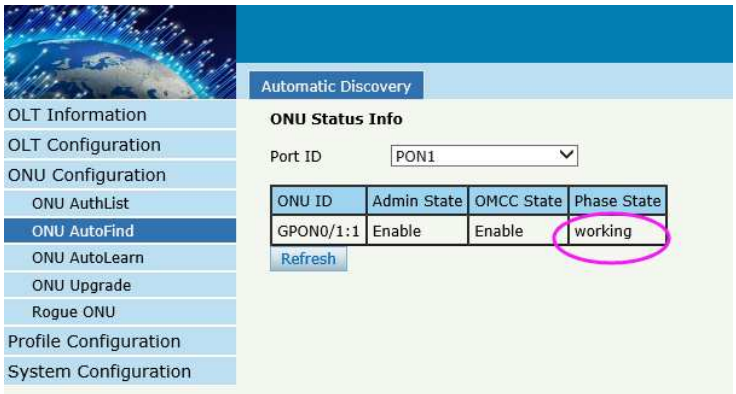

HGU Authorization

Planning Data

Item	Description	Example
ONU Type	The type of onu	HG326RGW
ONU SN	ONU serial number	GPON000010E0
OLT PON	The PON port of OLT	GPON 0/1
Equipid	The Equipment id of ONU	IGD

ONU Manual authorize

By CLI ----------

gpon-olt(config)# profile onu name HG326RGW

gpon-olt(profile-onu:3)# port-num veip 1

gpon-olt(profile-onu:3)# commit

gpon-olt(profile-onu:3)# exit

gpon-olt(config)# show onu auto-find

gpon-olt(config)# interface gpon 0/1

gpon-olt(config-pon-0/1)# onu add 1 profile HG326RGW sn GPON000010E0

By Web ----------

1、Create ONU profile for 4GE HGU

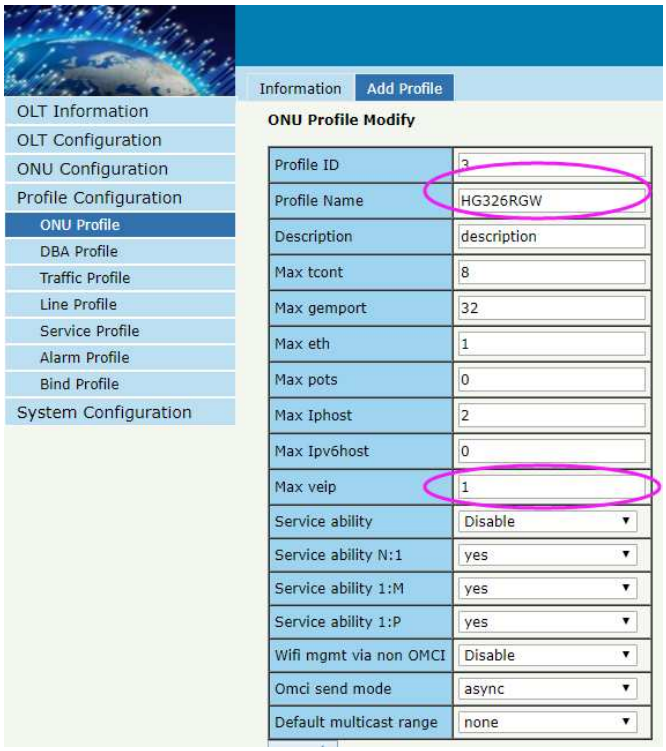

2, Find the ONU of Autofind lists and perform authorization operations on it

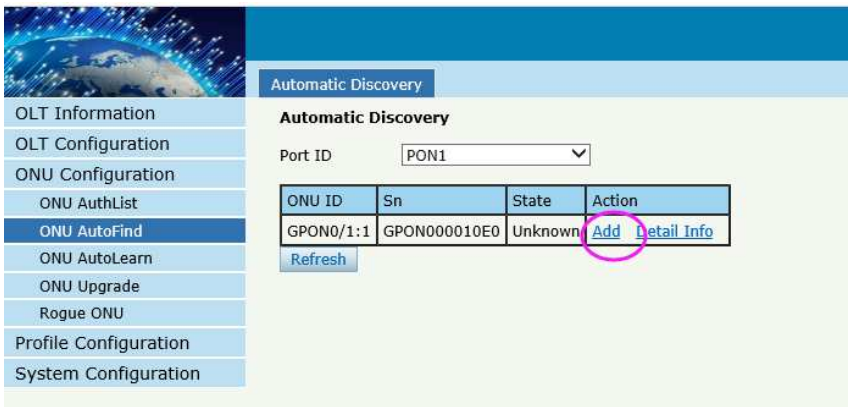

3, Select the ONU template

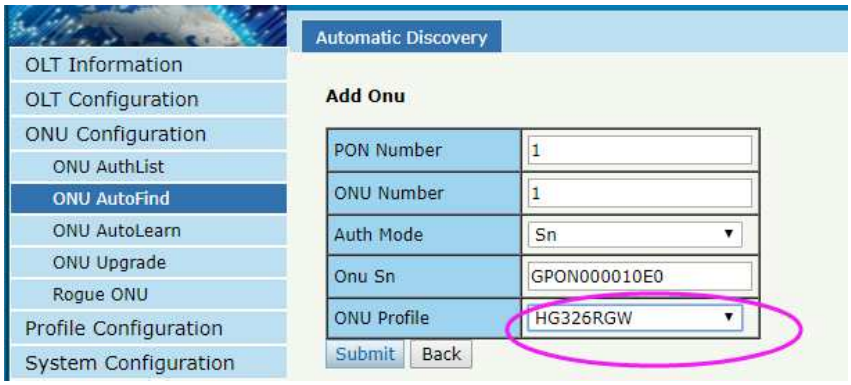

If ONU is successfully registered, working will be shown here

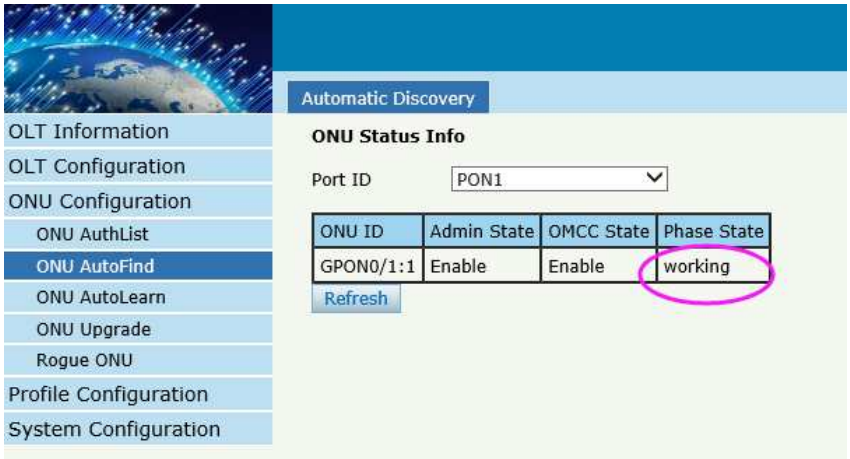

ONU automatic authorize

By CLI ----------

gpon-olt(config)# profile onu name HG326RGW

gpon-olt(profile-onu:3)# port-num veip 1

gpon-olt(profile-onu:3)# commit

gpon-olt(profile-onu:3)# exit

gpon-olt(config)# show onu auto-find detail-info

gpon-olt(config)# onu auto-learn bind onu-profile IGD HG326RGW

gpon-olt(config)# interface gpon 0/1

gpon-olt(config-pon-0/1)# onu auto-learn

By Web ----------

1、Create ONU profile for 4GE HGU

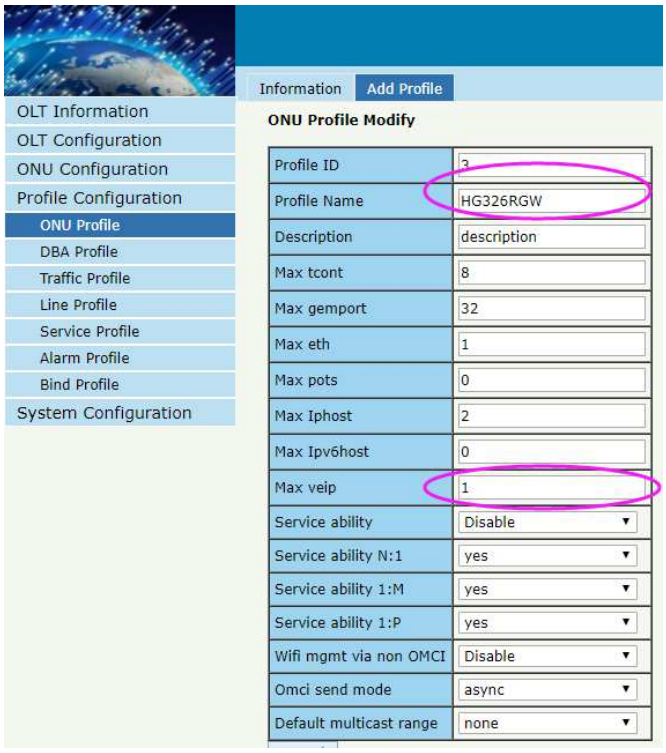

2, Equipment ID binding ONU profile

3, enable automatic learn mode

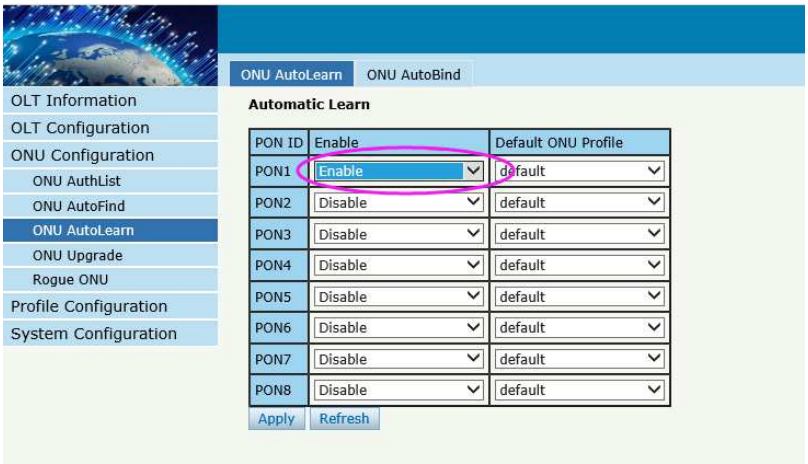

If ONU is successfully registered, working will be shown here

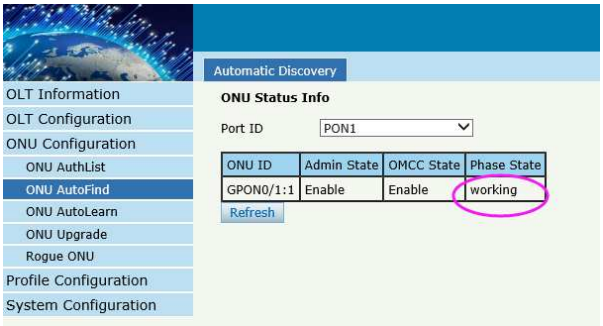

Automatic Configure the ONU By Profile

Create a line profile and srv profile. When the ONU online, it can be bound the corresponding line profile and srvprofile according to the Equipment id.

Planning Data

Item	Description	Example
ONU Type	The type of onu	2801ZG
ONU SN	ONU serial number	GPON000000C0
OLT PON	The PON port of OLT	GPON 0/1
Equipment id	The Equipment id of ONU	V2801ZGV8.0
Tcont	Tcont	1
Gemport	Gemport	1
Service	The onu Service	Vlan 100
Service-port	The onu service-port	Vlan 100 Mode tag

Automatic configure onu

By CLI ----------

gpon-olt(config)# profile onu name V2801ZG

gpon-olt(profile-onu:3)# port-num eth 1

gpon-olt(profile-onu:3)# commit

gpon-olt(profile-onu:3)# exit

gpon-olt(config)# profile dba name dba_1

gpon-olt(profile-dba:4)# type 3 assured 10000 maximum 100000

gpon-olt(profile-dba:4)# exit

gpon-olt(profile-dba:4)# commit

gpon-olt(config)# profile line name line1

gpon-olt(profile-line:1)# tcont 1 dba dba_1

gpon-olt(profile-line:1)# gemport 1 tcont 1

```
gpon-olt(profile-line:1)# service 1 gemport 1 vlan 100

gpon-olt(profile-line:1)# service-port 1 gemport 1 uservlan 100 vlan 100

gpon-olt(profile-line:1)# commit

gpon-olt(profile-line:1)# exit

pon-olt(config)# profile srv name srv1

gpon-olt(profile-srv:1)# portvlan eth 1 mode hybrid def_vlan 100

gpon-olt(profile-srv:1)# commit

gpon-olt(profile-srv:1)# exit

gpon-olt(config)# onu auto-learn bind onu-profile V2801ZG8.0 V2801ZG

gpon-olt(config)# onu auto-learn bind line-profile V2801ZGV8.0 line1

gpon-olt(config)# onu auto-learn bind srv-profile V2801ZGV8.0 srv1

gpon-olt(config)# interface gpon 0/1

gpon-olt(config-pon-0/1)# onu auto-learn

gpon-olt(config-pon-0/1)#exit
```

By Web ----------

1、Create ONU profile for 1GE ONU

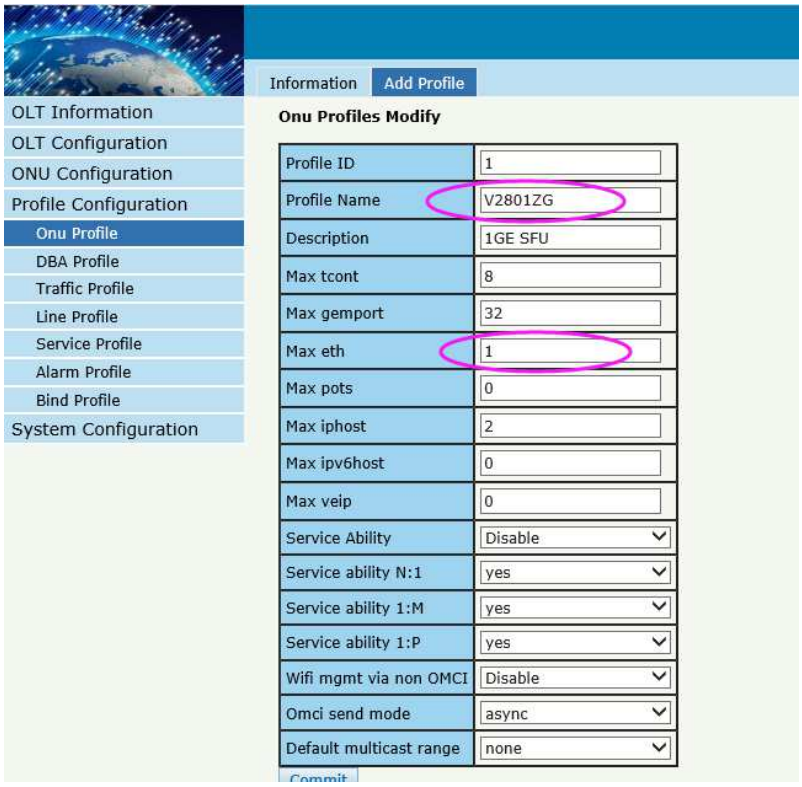

2, Equipment ID bind ONU profile

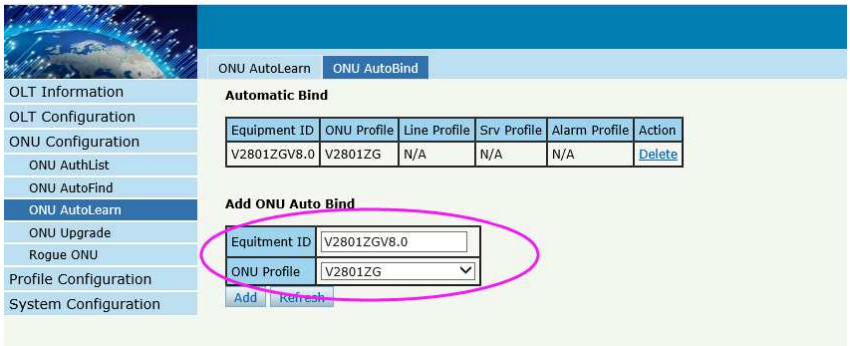

3, create line profile

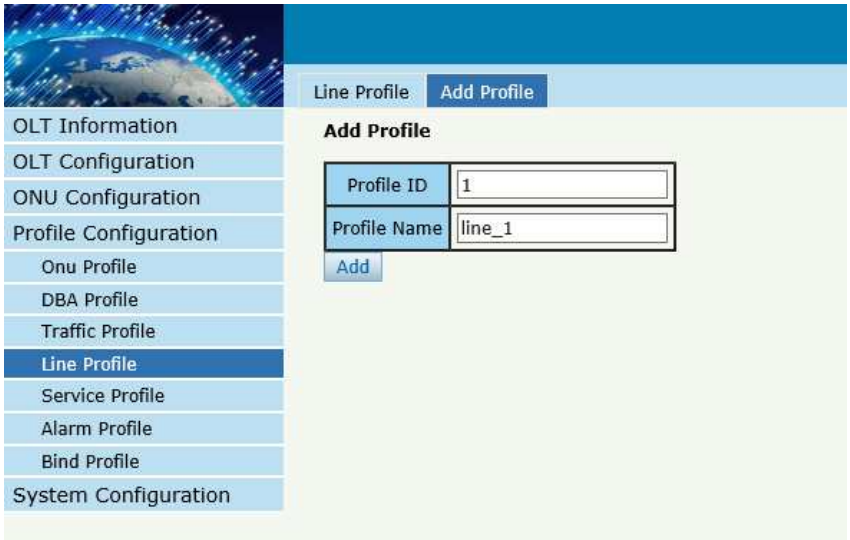

4, create tcont

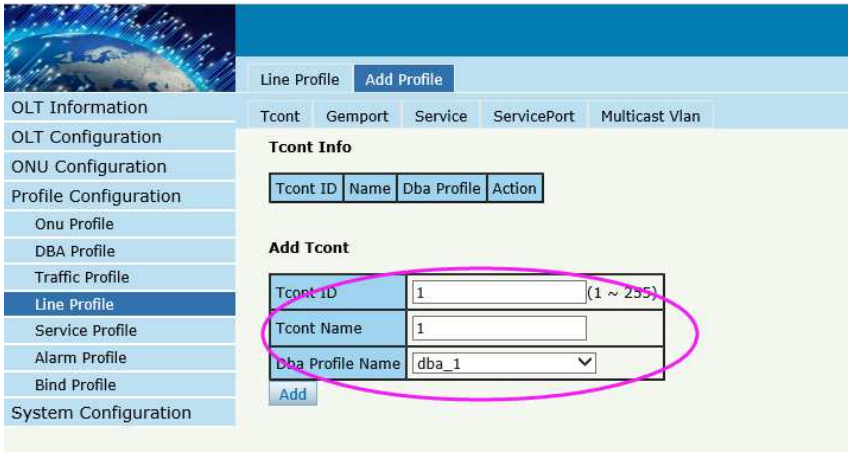

5, create gemport

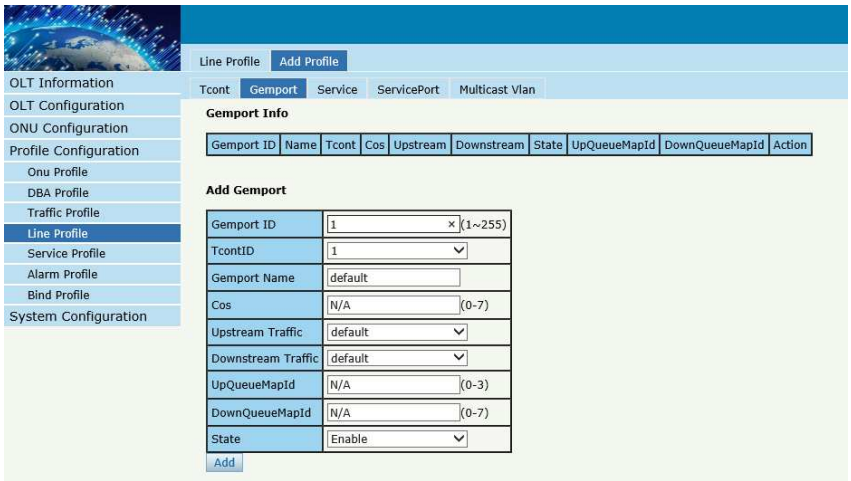

6 create service

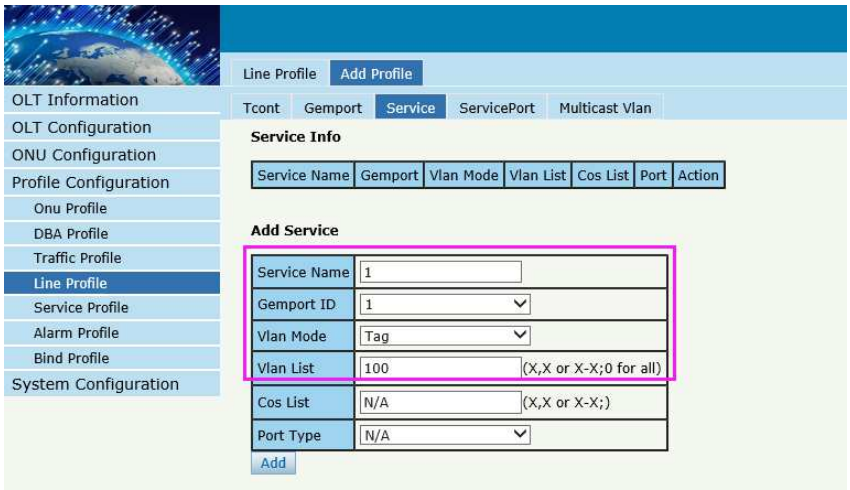

7、create service-port

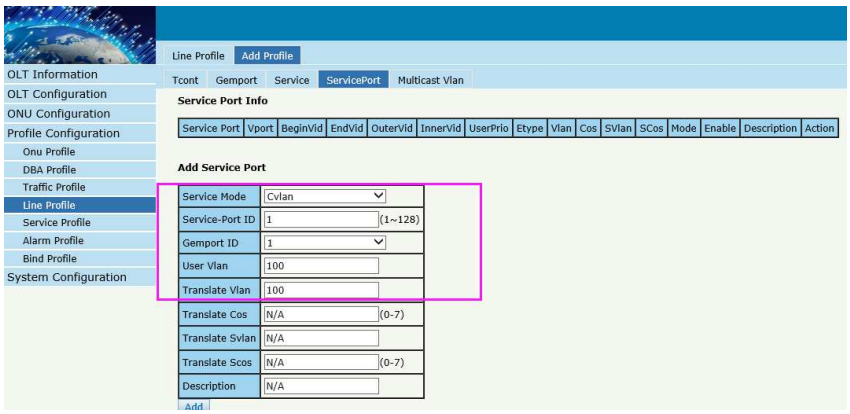

8、create service profile

9、create service profile

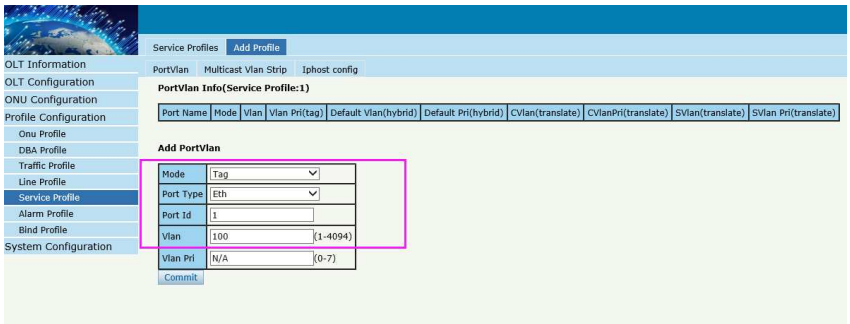

10、bind profile

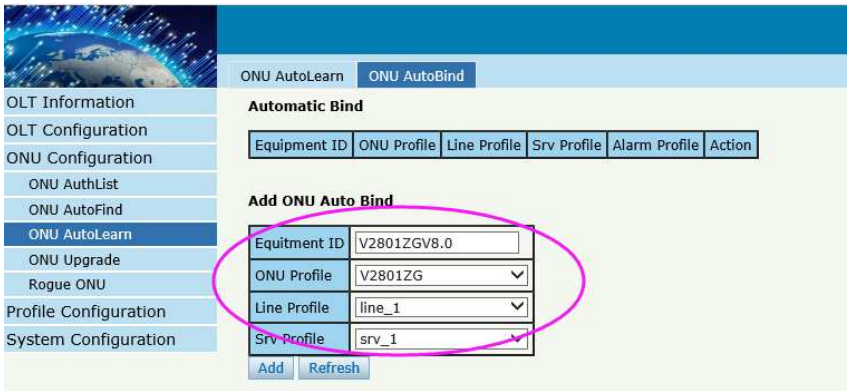

11, enable automatic learn mode

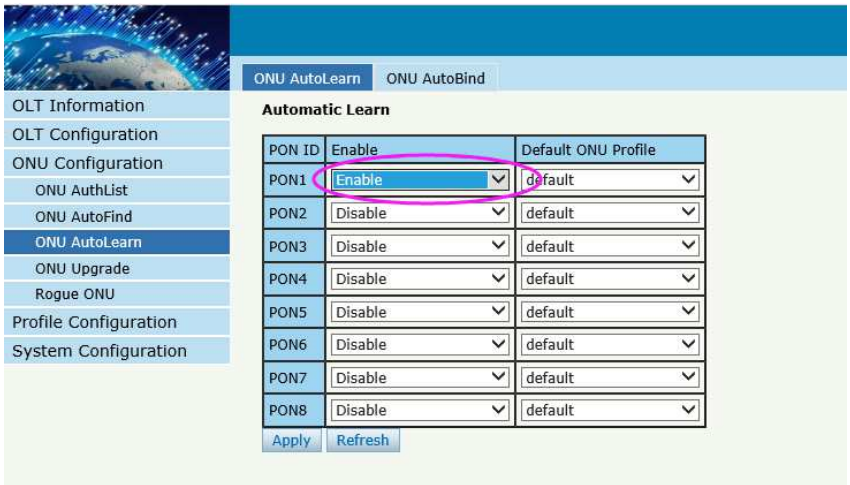

Show/Delete the ONU

Show the ONU status

By CLI ----------

gpon-olt(config-pon-0/1)# show onu state

OnuIndex Admin State OMCC State Phase State Config State Channel

---

1/1/1:1 enable enable working succeeded 1(GPON)

By Web ----------

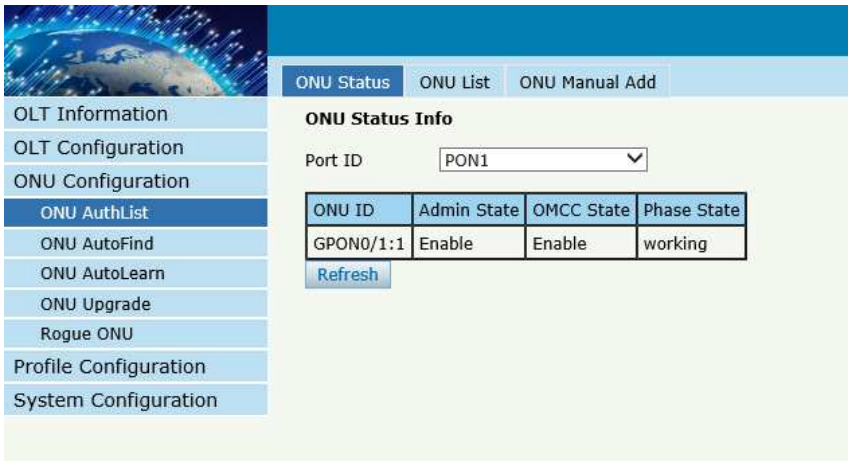

Delete the ONU status

By CLI ----------

gpon-olt(config-pon-0/1)# no onu 1

By Web ----------

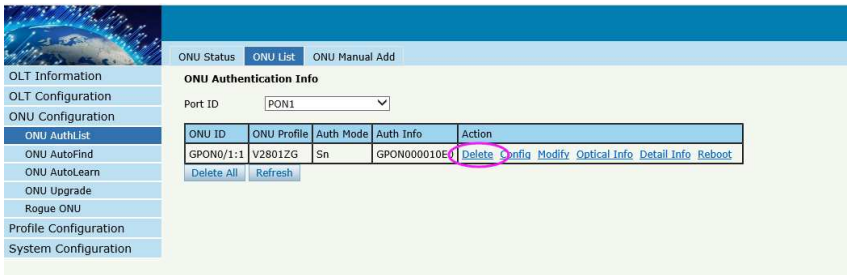

Case 1 SFU Bridge

Network Diagram

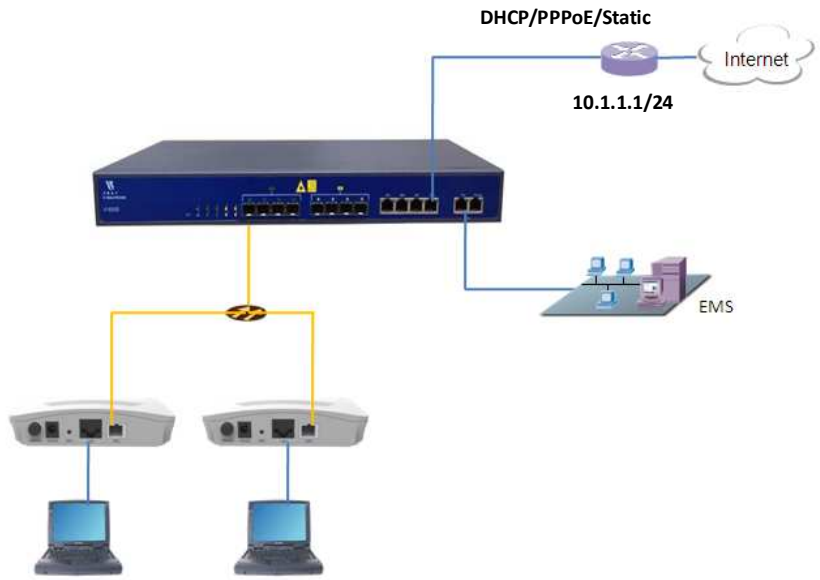

Planning Data

Item		Description	Example
ONU Information	Slot No.	The number of the slot actually used.	0
	PON No.	The number of the actually used PON port.	1
	ONU Auth No.	Configure according to the network planning of the operator.	1
	ONU Type	The type of the ONU.	2801ZG
	ONU SN	ONU serial number	GPON000000C0
	OLT PON	The PON port of OLT	GPON 0/1

	Equipid	The Equipment id of ONU	V2801ZGV8.0
OLT	Service Uplink VLAN	The VLAN ID of the uplink port service.	VLAN mode = UNTAG PVID = 100
	Service Uplink port	Configure according to the number of the actually used uplink port.	GE8
ONU	Service LAN port	The number of the actually used ONU port.	LAN1
	Tcont	The onu Tcont	Tcont=1
	Gemport	The onu Gemport	Gemport=1
	Dba	The ONU dba profile	Dba name= dba_1 Dba type = 3
	Service vlan	The vlan of ONU service.	Service Vlan = 100
	Service-port uservlan	The vlan of onu service-port	Service-port vlan =100
	Portvlan	The vlan of onu port	Portvlan=100 Mode=hybrid
	If DHCP mode	The router use DHCP assign ip to PC.	Gateway = 10.1.1.1 IP Range 10.1.1.2-10.1.1.254 IP Mask = 255.255.255.0 DNS = 8.8.8.8
PC	If PPPoE mode	The router use PPPoE assign ip to PC.	IP Range 10.1.1.2-10.1.1.254 IP Mask = 255.255.255.0 User name = test Password = test
	If Static mode	The router use Static assign ip to PC.	Gateway = 10.1.1.1 IP = 10.1.1.100 IP Mask = 255.255.255.0 DNS = 8.8.8.8

Configuring the OLT

By CLI ----------

gpon-olt(config)# vlan 100

gpon-olt(config-vlan-100)# exit

gpon-olt(config)# interface gigabitethernet 0/8

gpon-olt(config-if-ge0/8)# switchport hybrid vlan 100 untagged

gpon-olt(config-if-ge0/8)# switchport hybrid pvid vlan 100

gpon-olt(config-if-ge0/8)# exit

By Web ----------

1, Create a new VLAN

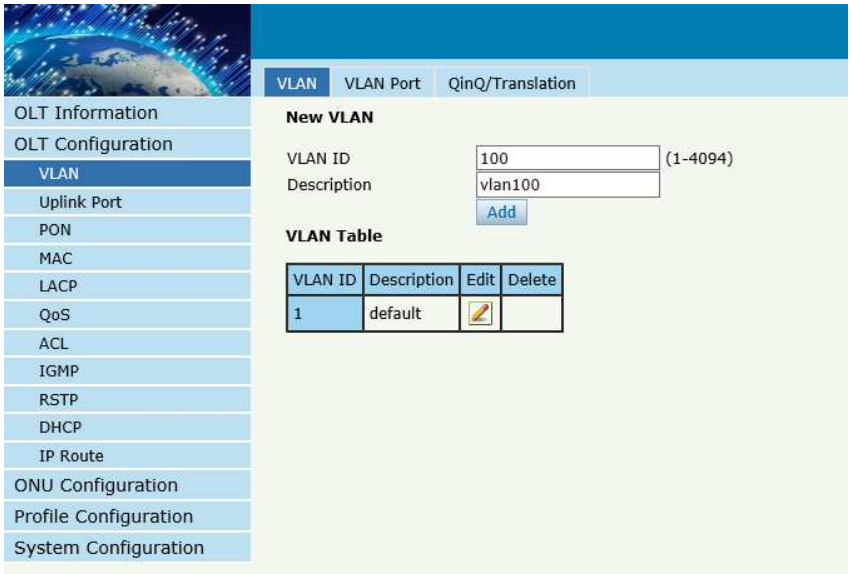

2. Configure GE port VLAN mode

3, Configure GE port PVID

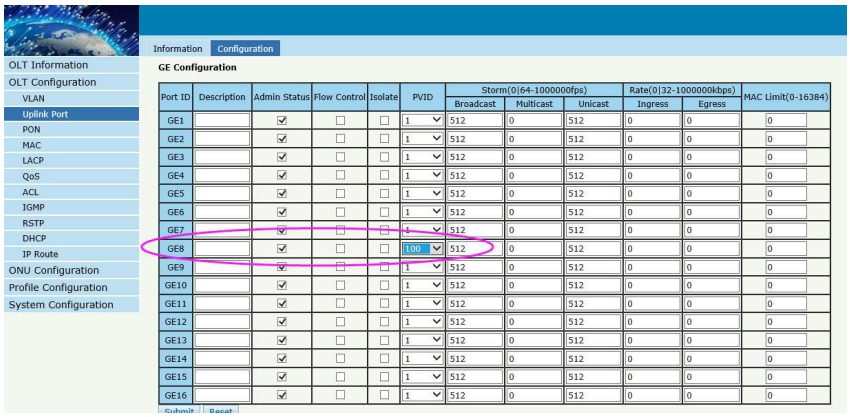

Configuring the ONU

By CLI ----------

gpon-olt(config)#profile dba name dba_1

gpon-olt(profile-dba:1)# type 3 assured 10000 maximum 1000000

gpon-olt(profile-dba:1)# commit

gpon-olt(profile-dba:1)# exit

gpon-olt(config)# interface gpon 0/1

gpon-olt(config-pon-0/1)# onu 1 tcont 1 dba dba_1

gpon-olt(config-pon-0/1)# onu 1 gemport 1 tcont 1

gpon-olt(config-pon-0/1)# onu 1 service 1 gemport 1 vlan 100

gpon-olt(config-pon-0/1)#onu 1 service-port 1 gemport 1 uservlan 100 vlan 100

gpon-olt(config-pon-0/1)#onu 1 portvlan eth 1 mode hybrid def_vlan 100

By Web ----------

1, create DBA profile

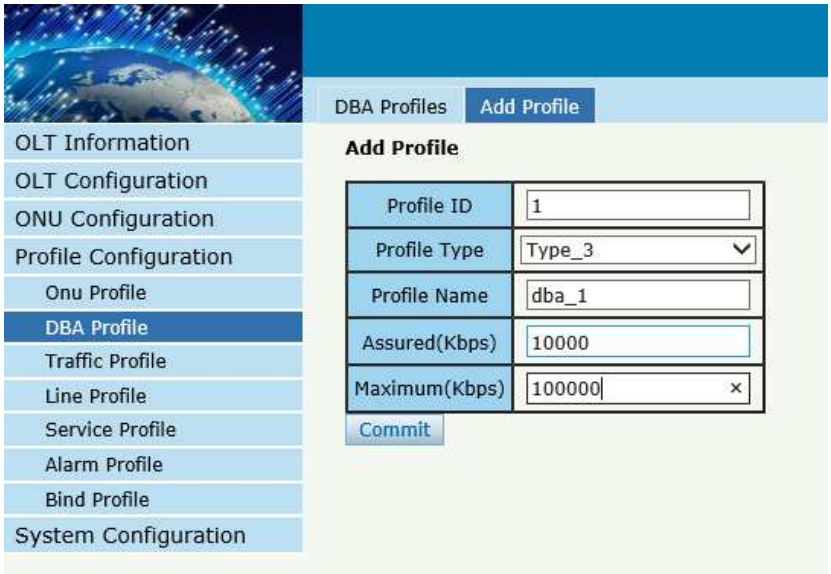

2,Create ONU profile for 1GE ONU

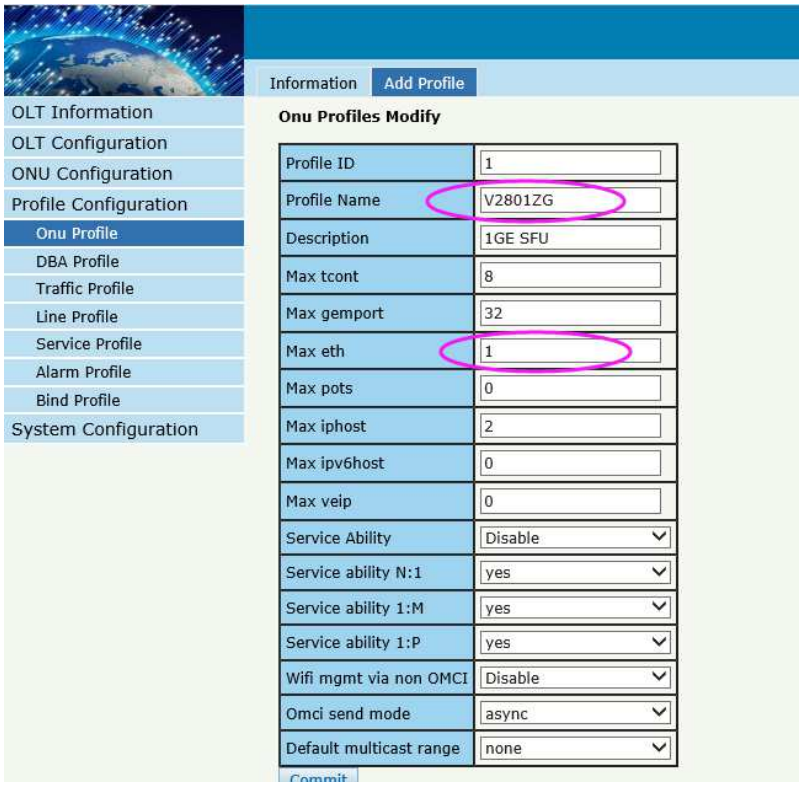

3,Authorize ONU

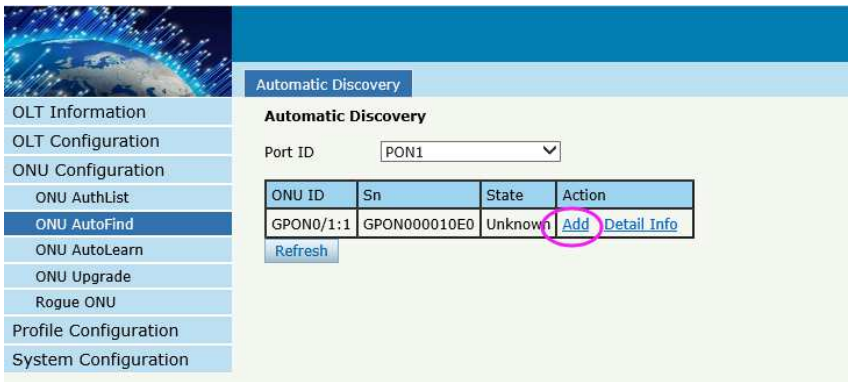

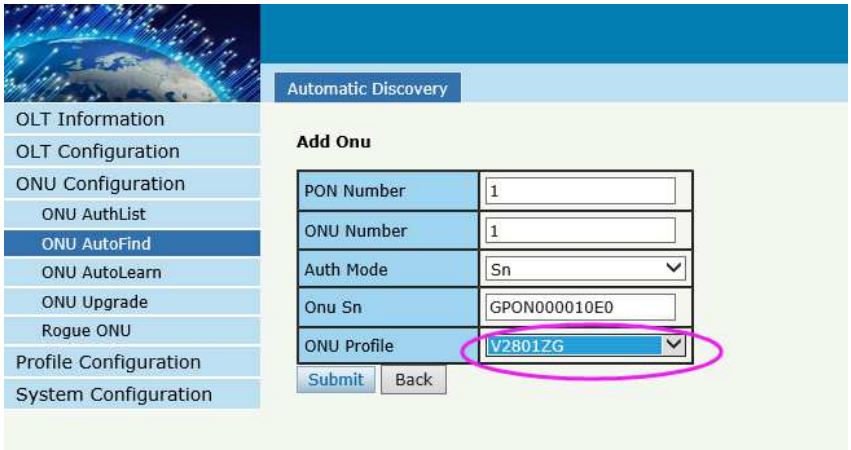

4, Configure ONU

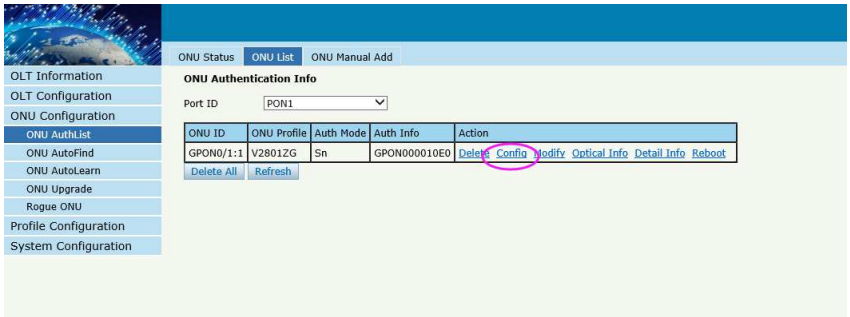

Config Tcont | Config Gemport | Service | ServicePort | PortVlan | Multicast Vlan | Multicast Vlan Strip | Config Description | Config Port | Config Iphost

ONU Gemport Info (PON:1 ONU:1)

Gemport ID	Name	Tcont	Cos	Upstream	Downstream	State	UpQueueMapId	DownQueueMapId	Action

Add ONU Gemport

Gemport ID	1 ×
TcontID	1
Gemport Name	default
Cos	N/A (0-7)
Upstream Traffic	default
Downstream Traffic	default
UpQueueMapId	N/A (0-3)
DownQueueMapId	N/A (0-7)
State	Enable

Commit

ONU Status | ONU List | ONU Manual Add

Config Tcont | Config Gemport | Service | ServicePort | PortVlan | Multicast Vlan | Multicast Vlan Strip | Config Description | Config Port | Config Iphost

ONU Service Info (PON:1 ONU:1)

Service Name	Gemport	Vlan Mode	Vlan List	Cos List	Port	Action

Add ONU Service

Service Name	1
Gemport ID	1
Vlan Mode	Tag
Vlan List	100 × (X,X or X-X;0 for all)
Cos List	N/A (X,X or X-X;)
Port Type	N/A

Commit

ONU Status | ONU List | ONU Manual Add

Config Tcont | Config Gemport | Service | ServicePort | PortVlan | Multicast Vlan | Multicast Vlan Strip | Config Description | Config Port | Config Iphost

ONU Service Port Info (PON:1 ONU:1)

Service Port	Vport	BenginVid	EndVid	OuterVid	InnerVid	UserPrio	Etype	Vlan	Cos	SVlan	SCos	Mode	Enable	Description	Action

Add ONU Service Port

Service Mode	Cvlan
Service-Port ID	1
Gemport ID	1
User Vlan	100
Translate Vlan	100 ×
Translate Cos	N/A (0-7)
Translate Svlan	N/A
Translate Scos	N/A (0-7)
Description	N/A

Commit

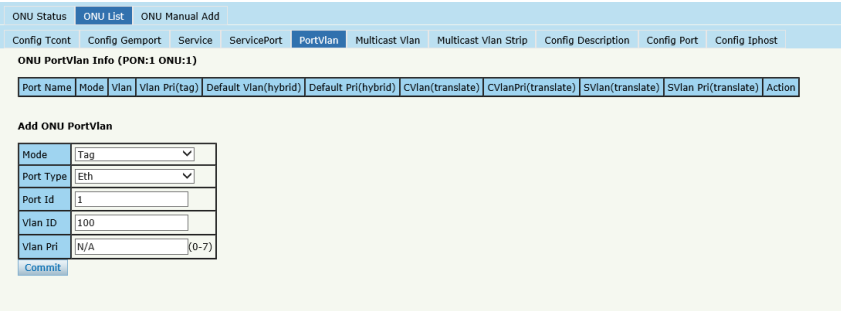

Case 2 SFU Bridge With IPTV

Network Diagram

Planning Data

Item	Description	Example

ONU Information	Slot No.	The number of the slot actually used.	0
	PON No.	The number of the actually used PON port.	1
	ONU Auth No.	Configure according to the network planning of the operator.	1
	ONU Type	The type of the ONU.	2801ZG
	ONU SN	ONU serial number	GPON000000C0
	OLT PON	The PON port of OLT	GPON 0/1
	Equipid	The Equipment id of ONU	V2801ZGV8.0
	Service PON port	Configure according to the number of the actually used PON port.	PON1
ONU	Service LAN port	The number of the actually used ONU port.	LAN1
	Tcont	The onu Tcont	Tcont=1
	Gemport	The onu Gemport	Gemport=1
	Dba	The ONU dba profile	Dba name=dba_1 Dba type = 3
	Service vlan	The vlan of ONU service.	Service Vlan = 300
	Service-port uservlan	The vlan of onu service-port	Service-port vlan =300
	Portvlan	The vlan of onu port	Portvlan=300 Mode=hybrid
IGMP	IGMP Group	The IP of IGMP source	IP = 239.0.0.1

Configuring the OLT

CLI

gpon-olt(config)# vlan 300

gpon-olt(config-vlan-300)# exit

gpon-olt(config)# interface gigabitethernet 0/7

gpon-olt(config-if-ge0/7)# switchport hybrid vlan 300 untagged

gpon-olt(config-if-ge0/7)# switchport hybrid pvid vlan 300

gpon-olt(config-if-ge0/7)# exit

gpon-olt(config)# ip igmp snooping enable

gpon-olt(config)# ip igmp snooping general-query-packet enable

gpon-olt(config)# ip igmp snooping mrouter vlan 300 interface gigabitethernet 0/7

gpon-olt(config)#ip igmp snooping mvlan 300 unknown-multicast drop igmp trap-to-cpu

gpon-olt(config)# interface gpon 0/1

gpon-olt(config-pon-0/1)# ip igmp snooping user-vlan 300 group-vlan 300 tagged

gpon-olt(config-pon-0/1)# exit

1,create a new VLAN for IGMP

2, configure VLAN mode

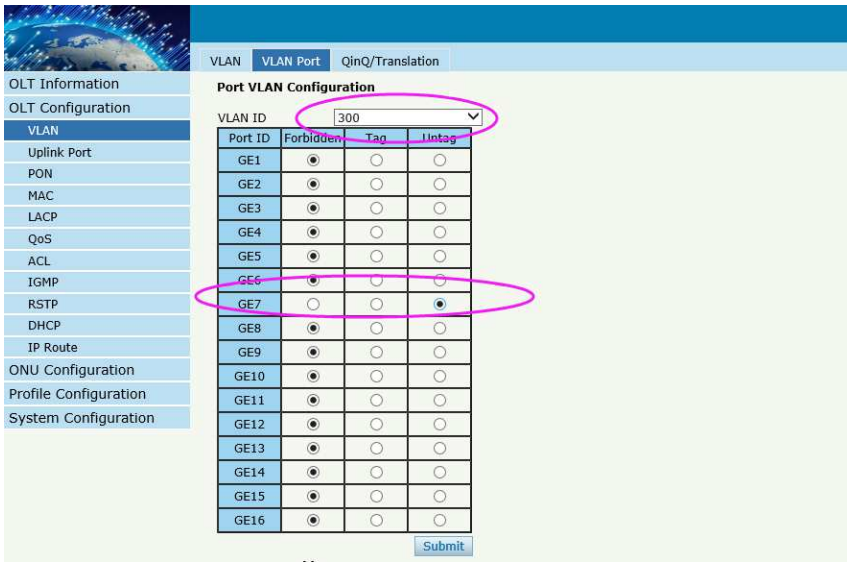

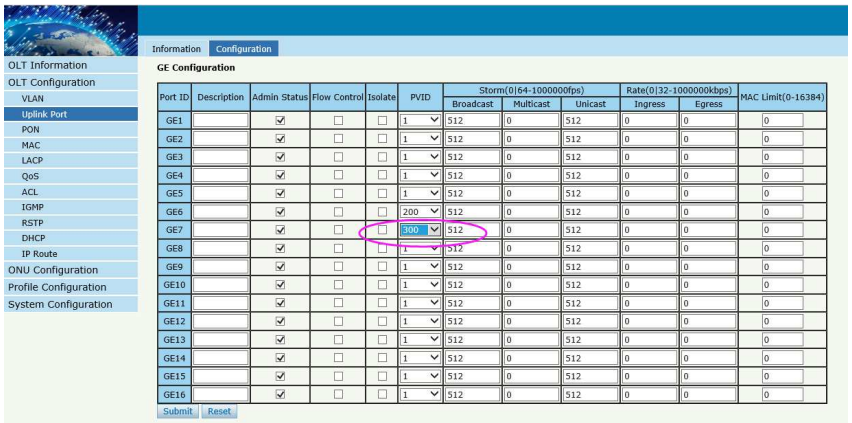

3,enable IGMP snooping function

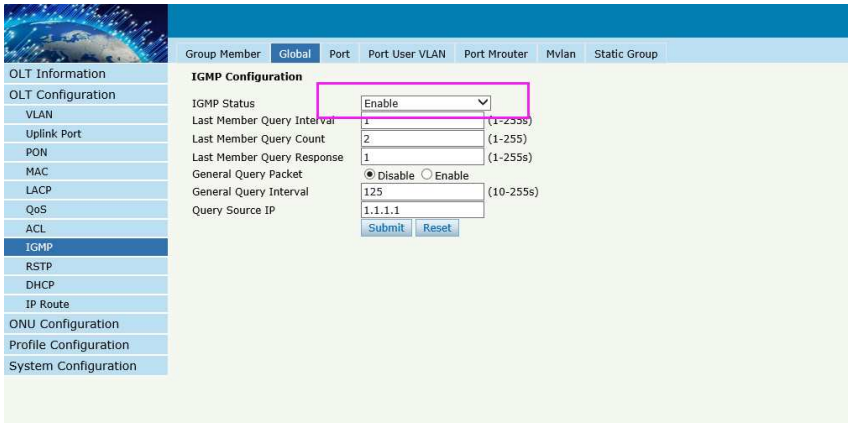
Group Member
Global
Port
Port User VLAN
Port Mrouter
Mvlan
Static Group
OLT Information
OLT Configuration
VLAN
Uplink Port
PON
MAC
LACP
QoS
ACL
IGMP
RSTP
DHCP
IP Route
ONU Configuration
Profile Configuration
System Configuration
IGMP Configuration
IGMP Status
Enable
Last Member Query Interval
1
(1-255s)
Last Member Query Count
2
(1-255)
Last Member Query Response
1
(1-255s)
General Query Packet
Disable
Enable
General Query Interval
125
(10-255s)
Query Source IP
1.1.1.1
Submit
Reset

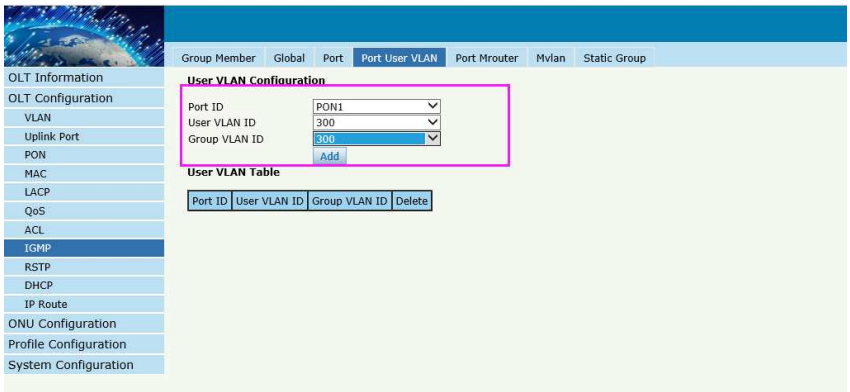
Group Member
Global
Port
Port User VLAN
Port Mrouter
Mvlan
Static Group
OLT Information
OLT Configuration
VLAN
Uplink Port
PON
MAC
LACP
QoS
ACL
IGMP
RSTP
DHCP
IP Route
ONU Configuration
Profile Configuration
System Configuration
User VLAN Configuration
Port ID
PON1
User VLAN ID
300
Group VLAN ID
300
Add
User VLAN Table
Port ID
User VLAN ID
Group VLAN ID
Delete

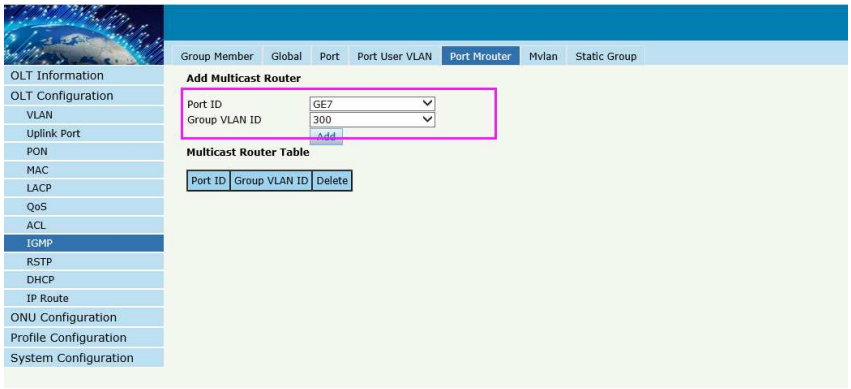
Group Member
Global
Port
Port User VLAN
Port Mrouter
Mvlan
Static Group
OLT Information
OLT Configuration
VLAN
Uplink Port
PON
MAC
LACP
QoS
ACL
IGMP
RSTP
DHCP
IP Route
ONU Configuration
Profile Configuration
System Configuration
Add Multicast Router
Port ID
GE7
Group VLAN ID
300
Add
Multicast Router Table
Port ID
Group VLAN ID
Delete

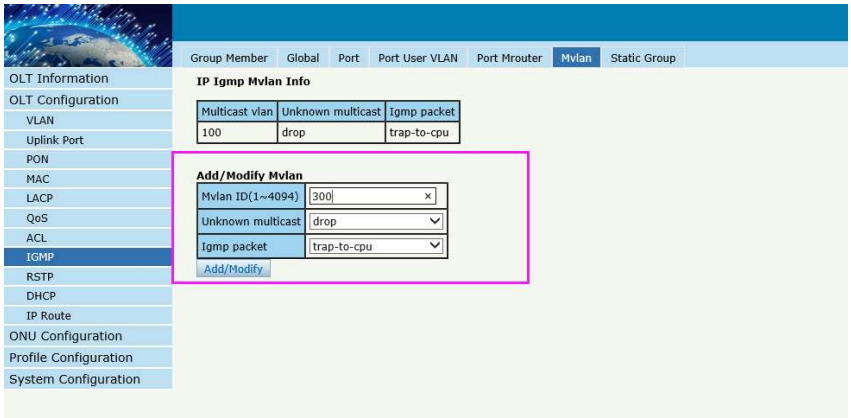

Configuring the ONU

CLI

pon-olt(config)# interface gpon 0/1

gpon-olt(config-pon-0/1)# onu 1 tcont 1 dba dba_1

gpon-olt(config-pon-0/1)# onu 1 gemport 3 tcont 1

gpon-olt(config-pon-0/1)# onu 1 service 1 gemport 3 vlan 300

gpon-olt(config-pon-0/1)#onu 1 service-port 1 gemport 3 uservlan 300 vlan 300

gpon-olt(config-pon-0/1)#onu 1 portvlan eth 1 mode hybrid def_vlan 300

gpon-olt(config-pon-0/1)# onu 1 mvlan 300

gpon-olt(config-pon-0/1)# onu 1 mvlan tag-strip eth 1

gpon-olt(config-pon-0/1)# exit

create DBA profile

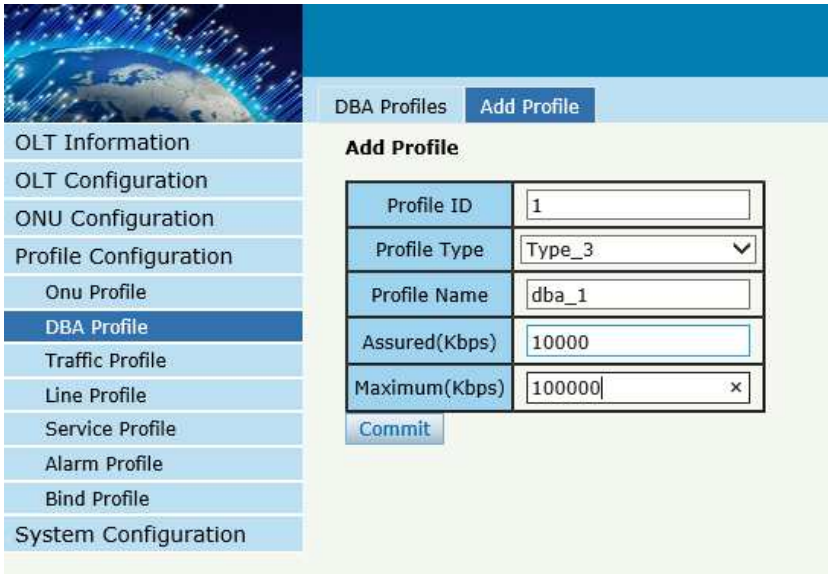

2, Create ONU profile for 1GE ONU

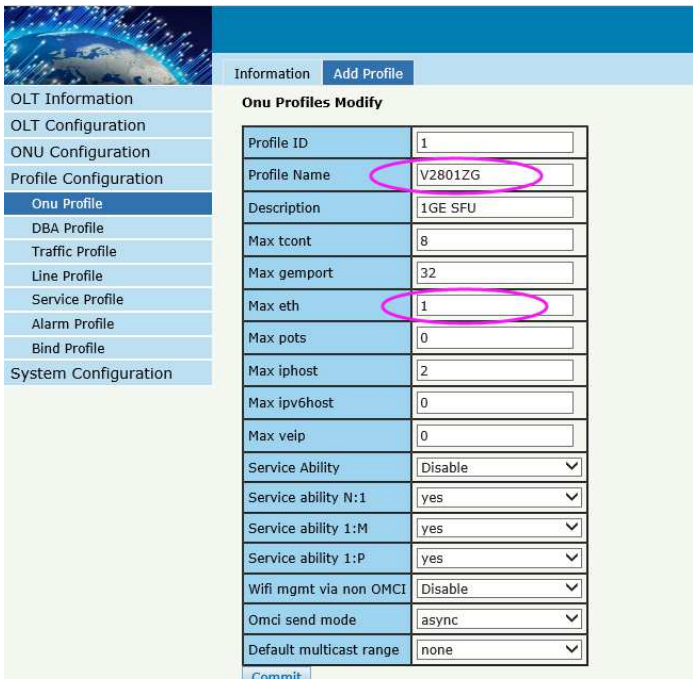

3,Authorize ONU

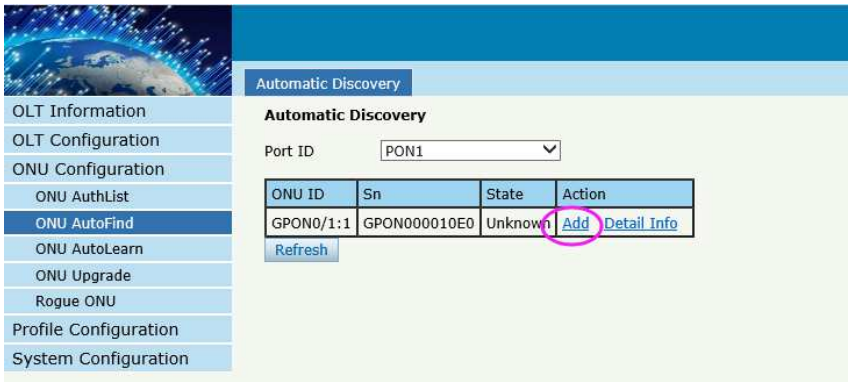

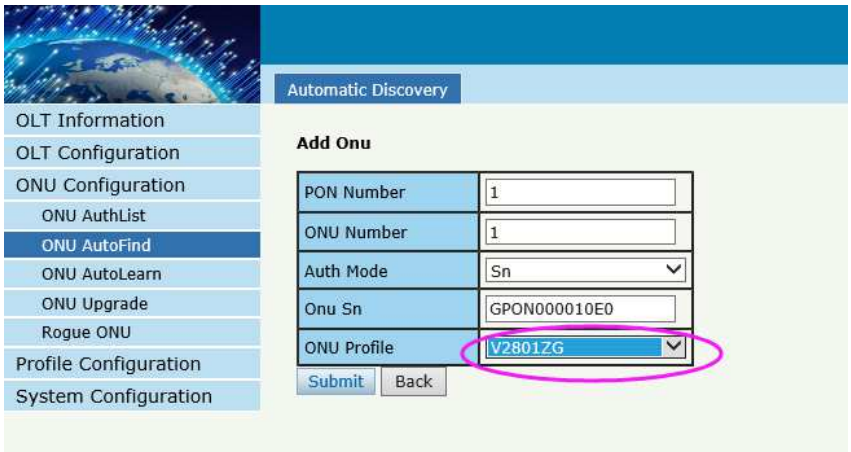

4,Configure ONU

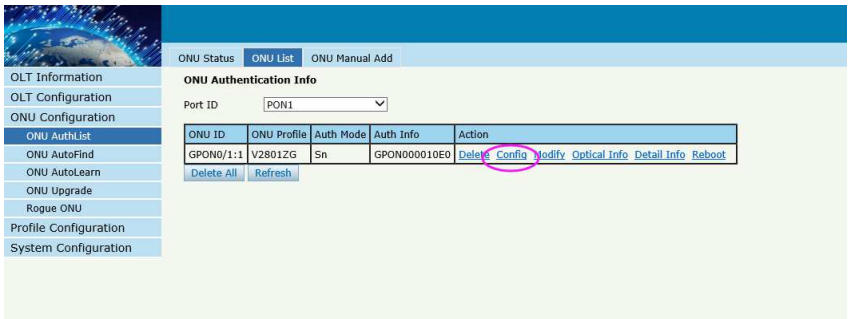

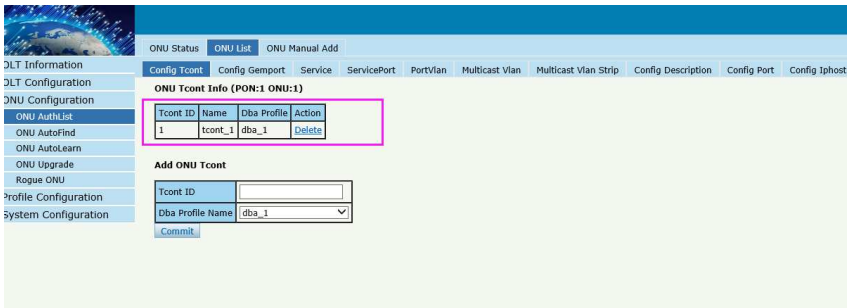
ONU Status
ONU List
ONU Manual Add
OLT Information
OLT Configuration
ONU Configuration
ONU AuthList
ONU AutoFind
ONU AutoLearn
ONU Upgrade
Rogue ONU
Profile Configuration
System Configuration
Config Tcont
Config Gemport
Service
ServicePort
PortVlan
Multicast Vlan
Multicast Vlan Strip
Config Description
Config Port
Config Iphost
ONU Tcont Info (PON:1 ONU:1)
Tcont ID
Name
Dba Profile
Action
1
tcont_1
dba_1
Delete
Add ONU Tcont
Tcont ID
Dba Profile Name
dba_1
Commit

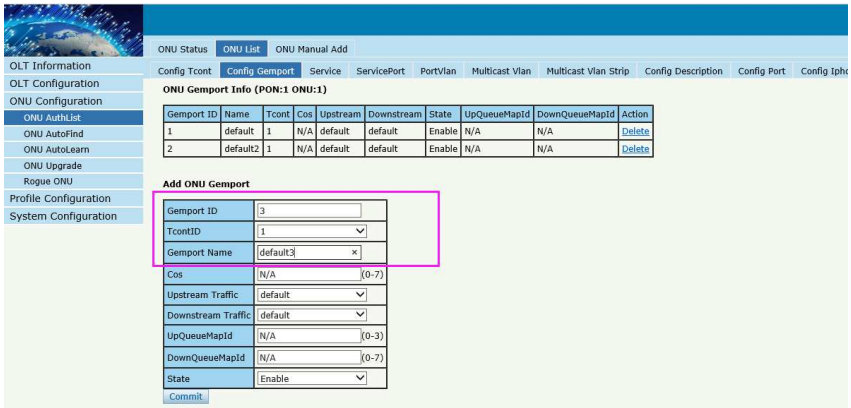
ONU Status
ONU List
ONU Manual Add
OLT Information
OLT Configuration
ONU Configuration
ONU AuthList
ONU AutoFind
ONU AutoLearn
ONU Upgrade
Rogue ONU
Profile Configuration
System Configuration
Config Tcont
Config Gemport
Service
ServicePort
PortVlan
Multicast Vlan
Multicast Vlan Strip
Config Description
Config Port
ONU Gemport Info (PON:1 ONU:1)
Gemport ID
Name
Tcont
Cos
Upstream
Downstream
State
UpQueueMapId
DownQueueMapId
Action
1
default
1
N/A
default
default
Enable
N/A
N/A
Delete
2
default2
1
N/A
default
default
Enable
N/A
N/A
Delete
Add ONU Gemport
Gemport ID
3
TcontID
1
Gemport Name
default3
Cos
N/A
(0-7)
Upstream Traffic
default
Downstream Traffic
default
UpQueueMapId
N/A
(0-3)
DownQueueMapId
N/A
(0-7)
State
Enable
Commit

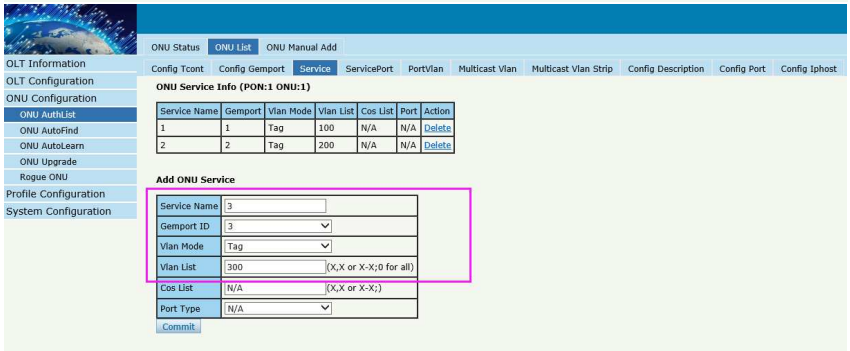
ONU Status
ONU List
ONU Manual Add
OLT Information
OLT Configuration
ONU Configuration
ONU AuthList
ONU AutoFind
ONU AutoLearn
ONU Upgrade
Rogue ONU
Profile Configuration
System Configuration
Config Tcont
Config Gemport
Service
ServicePort
PortVlan
Multicast Vlan
Multicast Vlan Strip
Config Description
Config Port
Config Iphost
ONU Service Info (PON:1 ONU:1)
Service Name
Gemport
Vlan Mode
Vlan List
Cos List
Port
Action
1
1
Tag
100
N/A
N/A
Delete
2
2
Tag
200
N/A
N/A
Delete
Add ONU Service
Service Name
3
Gemport ID
3
Vlan Mode
Tag
Vlan List
300
(X,X or X-X;0 for all)
Cos List
N/A
(X,X or X-X;)
Port Type
N/A
Commit

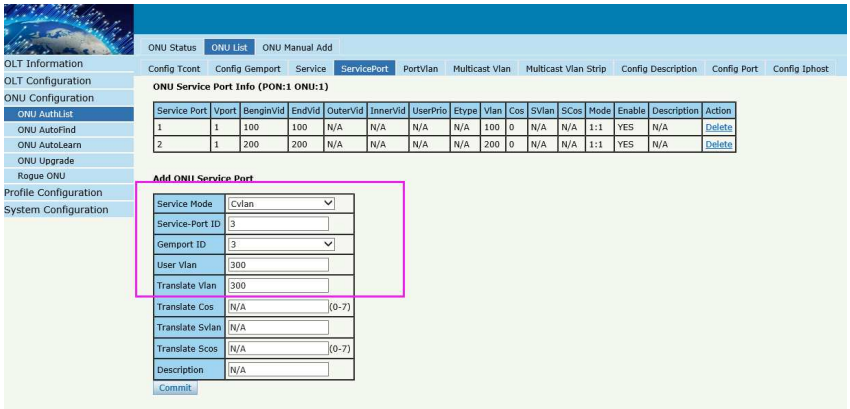
ONU Status
ONU List
ONU Manual Add
OLT Information
OLT Configuration
ONU Configuration
ONU AuthList
ONU AutoFind
ONU AutoLearn
ONU Upgrade
Rogue ONU
Profile Configuration
System Configuration
Config Tcont
Config Gemport
Service
ServicePort
PortVlan
Multicast Vlan
Multicast Vlan Strip
Config Description
Config Port
Config Iphost
ONU Service Port Info (PON:1 ONU:1)
Service Port | Vport | BenginVid | EndVid | OuterVid | InnerVid | UserPrio | Etype | Vlan | Cos | SVlan | SCos | Mode | Enable | Description | Action
1 | 1 | 100 | 100 | N/A | N/A | N/A | N/A | 100 | 0 | N/A | N/A | 1:1 | YES | N/A | Delete
2 | 1 | 200 | 200 | N/A | N/A | N/A | N/A | 200 | 0 | N/A | N/A | 1:1 | YES | N/A | Delete
Add ONU Service Port
Service Mode | Cvlan
Service-Port ID | 3
Gemport ID | 3
User Vlan | 300
Translate Vlan | 300
Translate Cos | N/A (0-7)
Translate Svlan | N/A
Translate Scos | N/A (0-7)
Description | N/A
Commit

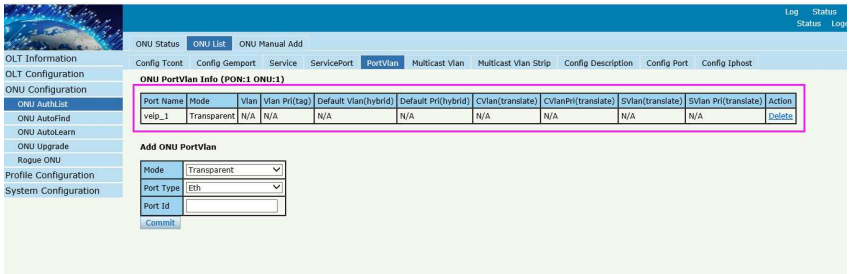
Log
Status
ONU Status
ONU List
ONU Manual Add
OLT Information
OLT Configuration
ONU Configuration
ONU AuthList
ONU AutoFind
ONU AutoLearn
ONU Upgrade
Rogue ONU
Profile Configuration
System Configuration
Config Tcont
Config Gemport
Service
ServicePort
PortVlan
Multicast Vlan
Multicast Vlan Strip
Config Description
Config Port
Config Iphost
ONU PortVlan Info (PON:1 ONU:1)
Port Name | Mode | Vlan | Vlan Pri(tag) | Default Vlan(hybrid) | Default Pri(hybrid) | CVlan(translate) | CVlanPri(translate) | SVlan(translate) | SVlan Pri(translate) | Action
veip_1 | Transparent | N/A | N/A | N/A | N/A | N/A | N/A | N/A | N/A | Delete
Add ONU PortVlan
Mode | Transparent
Port Type | Eth
Port Id
Commit

Log
ONU Status
ONU List
ONU Manual Add
OLT Information
OLT Configuration
ONU Configuration
ONU AuthList
ONU AutoFind
ONU AutoLearn
ONU Upgrade
Rogue ONU
Profile Configuration
System Configuration
Config Tcont
Config Gemport
Service
ServicePort
PortVlan
Multicast Vlan
Multicast Vlan Strip
Config Description
Config Port
Config Iphost
Multicast Vlan list
ONU ID | Vlan List | Action
1 | N/A | Delete All
Add/Del Multicast Vlan (max 12 vlans)
Mvlan List | 300 (100,103 or 105-108)
Add
Del

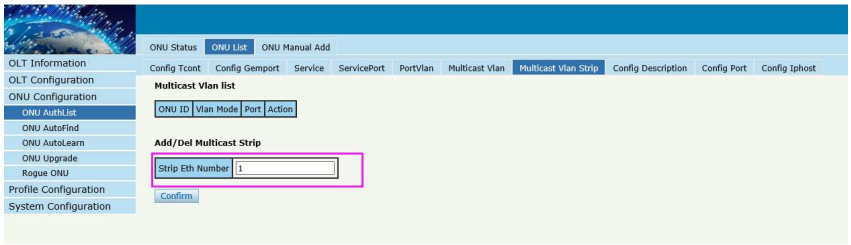
ONU Status
ONU List
ONU Manual Add
OLT Information
OLT Configuration
ONU Configuration
ONU AuthList
ONU AutoFind
ONU AutoLearn
ONU Upgrade
Rogue ONU
Profile Configuration
System Configuration
Config Tcont
Config Gemport
Service
ServicePort
PortVlan
Multicast Vlan
Multicast Vlan Strip
Config Description
Config Port
Config Iphost
Multicast Vlan list
ONU ID | Vlan Mode | Port | Action
Add/Del Multicast Strip
Strip Eth Number | 1
Confirm

Case 4 HGU Router --Internet

Network Diagram

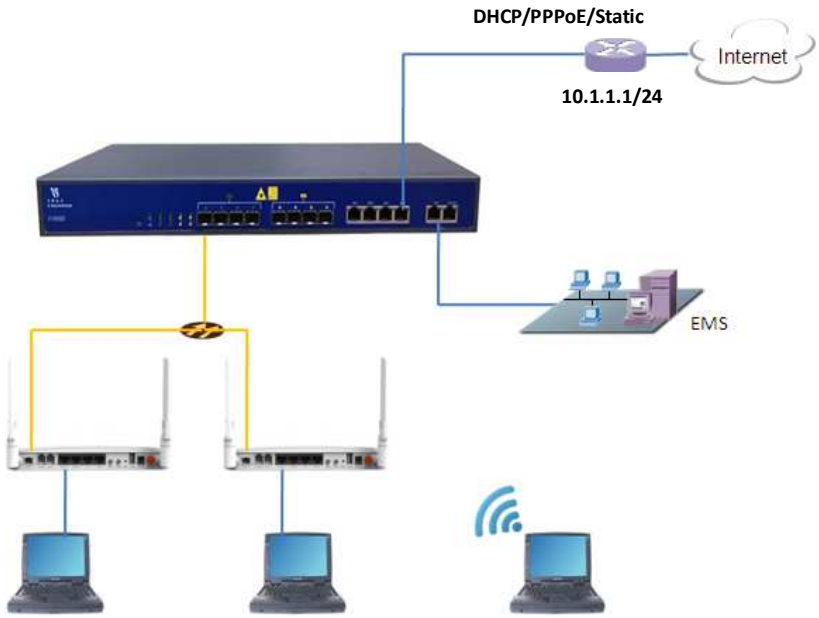

Planning Data

Item		Description	Example
ONU Information	Slot No.	The number of the slot actually used.	0
	PON No.	The number of the actually used PON port.	1
	ONU Auth No.	Configure according to the network planning of theoperator.	1
	ONU Type	The type of the ONU.	HG326RGW
OLT	Service Uplink VLAN	The VLAN ID of the uplink port service.	VLAN mode = UNTAG PVID = 100
	Service Uplink port	Configure according to the number of the actuallyused uplink port.	GE8
	Service	The VLAN ID of the PON port service.	VLAN mode = TAG

	PON VLAN		VLAN ID = 100
	Service PON port	Configure according to the number of the actuallyused PON port.	PON1
ONU	Service LAN VLAN	The VLAN ID of the LAN port service.	Default No VLAN
	Service LAN port	The number of the actually used ONU port.	LAN1
	Service LAN VLAN	The VLAN ID of the LAN port service.	VLAN mode = TAG PVID = 100
	Service LAN port	The number of the actually used ONU port.	LAN1
	Tcont	The onu Tcont	Tcont=1
	Gemport	The onu Gemport	Gemport=1
	Dba	The ONU dba profile	Dba name=dba_1 Dba type = 3
	Service vlan	The vlan of ONU service.	Service Vlan = 100
	Service-port uservlan	The vlan of onu service-port	Service-port vlan =100
	WiFi	Wireless's SSID name,Security.	SSID1 name = SSID-1 Security method = WAP2 Mixed WPA Encryption = TKIP WPA2 Encryption = AES KEY = 12345678
	Service WAN VLAN	The VLAN ID of the PON(WAN) port service.	VLAN ID = 100
	If WAN use DHCP mode	The router use DHCP assign ip to terminal user.	Gateway = 10.1.1.1 IP Range 10.1.1.2-10.1.1.254 IP Mask = 255.255.255.0 DNS = 8.8.8.8
	If WAN use PPPoE mode	The router use PPPoE assign ip to terminal user.	IP Range 10.1.1.2-10.1.1.254 IP Mask = 255.255.255.0 User name = test Password = test
	If WAN use Static mode	The router use Static assign ip to terminal user.	Gateway = 10.1.1.1 IP = 10.1.1.100 IP Mask = 255.255.255.0 DNS = 8.8.8.8
PC	DHCP mode	The ONU use DHCP assign ip to PC.	Gateway = 192.168.1.1 IP = 192.168.1.2

			IP Mask = 255.255.255.0 DNS = 192.168.1.1

Configuring the OLT

By CLI ----------

gpon-olt(config)# vlan 100

gpon-olt(config-vlan-100)# exit

gpon-olt(config)# interface gigabitethernet 0/8

gpon-olt(config-if-ge0/8)# switchport hybrid vlan 100 untagged

gpon-olt(config-if-ge0/8)# switchport hybrid pvid vlan 100

gpon-olt(config-if-ge0/8)# exit

By web ----------

1,Create a new VLAN

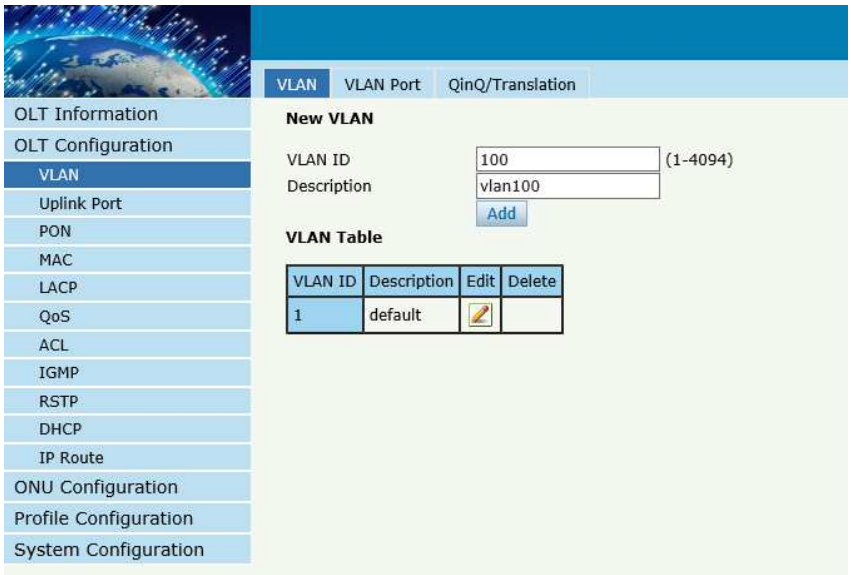

2. configure GE port VLAN mode

3, configure GE port PVID

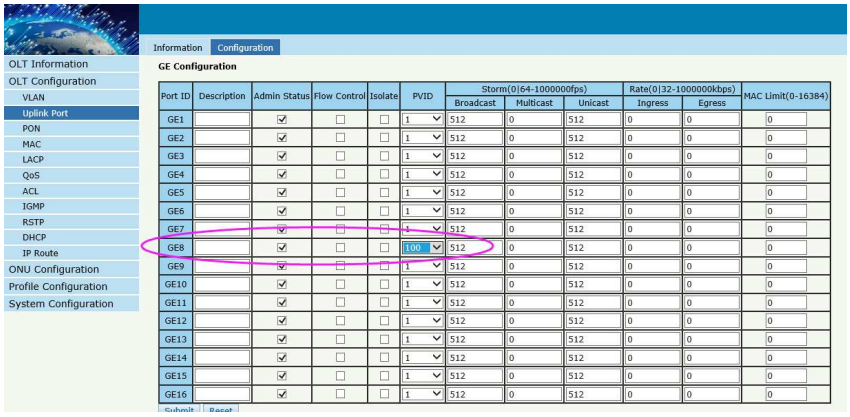

Configuring the ONU

By CLI ----------

gpon-olt(config)# interface gpon 0/1

gpon-olt(config-pon-0/1)# onu 1 tcont 1 dba dba_1

gpon-olt(config-pon-0/1)# onu 1 gemport 1 tcont 1

gpon-olt(config-pon-0/1)# onu 1 service 1 gemport 1 vlan 100

gpon-olt(config-pon-0/1)# onu 1 service-port 1 gemport 1 uservlan 100 vlan 100

gpon-olt(config-pon-0/1)# onu 1 portvlan veip 1 mode transparent

1, Create ONU profile for 4GE HGU

By web ----------

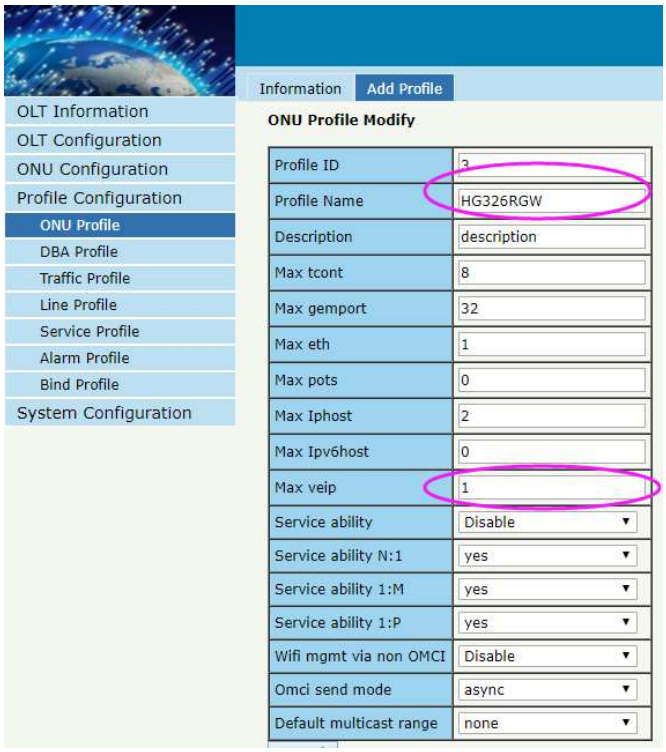

2, Find the ONU of Autofind lists and perform authorization operations on it

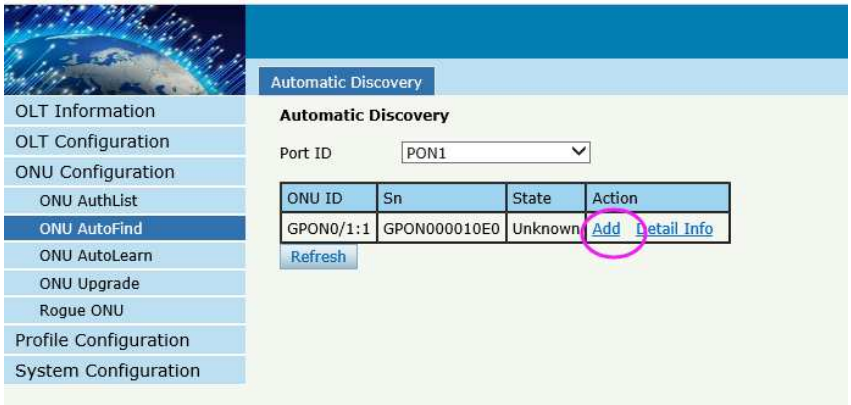

3, Select the 1GE ONU template

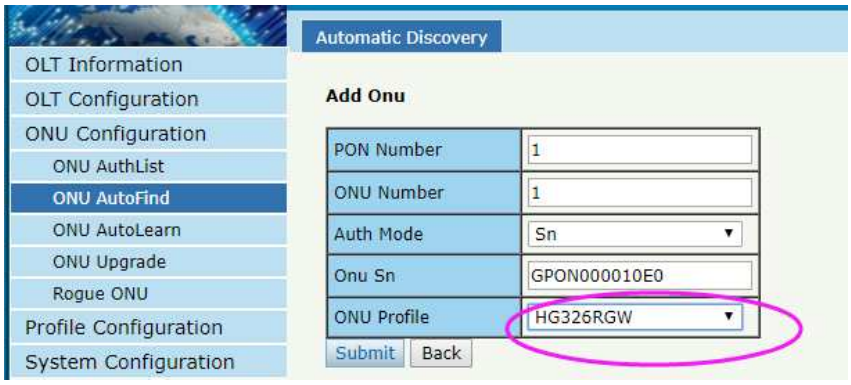

4, Configure ONU

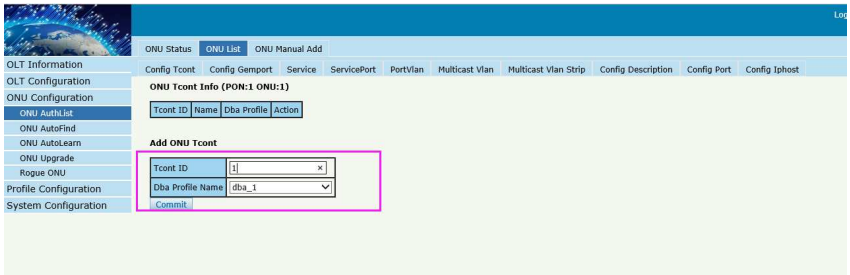

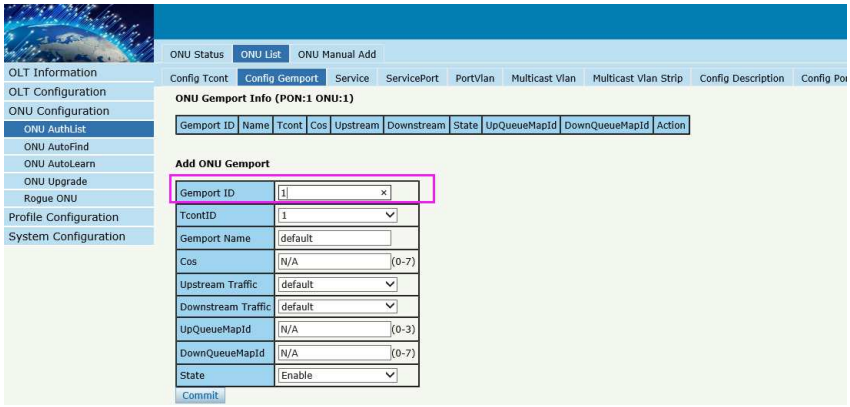
ONU Status
ONU List
ONU Manual Add
OLT Information
OLT Configuration
ONU Configuration
ONU AuthList
ONU AutoFind
ONU AutoLearn
ONU Upgrade
Rogue ONU
Profile Configuration
System Configuration
Config Tcont
Config Gemport
Service
ServicePort
PortVlan
Multicast Vlan
Multicast Vlan Strip
Config Description
ONU Gemport Info (PON:1 ONU:1)
Gemport ID
Name
Tcont
Cos
Upstream
Downstream
State
UpQueueMapId
DownQueueMapId
Action
Add ONU Gemport
Gemport ID
1
TcontID
1
Gemport Name
default
Cos
N/A
(0-7)
Upstream Traffic
default
Downstream Traffic
default
UpQueueMapId
N/A
(0-3)
DownQueueMapId
N/A
(0-7)
State
Enable
Commit

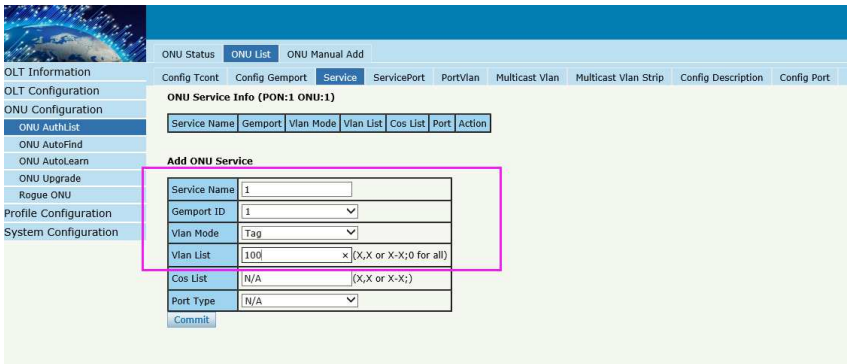
ONU Status
ONU List
ONU Manual Add
OLT Information
OLT Configuration
ONU Configuration
ONU AuthList
ONU AutoFind
ONU AutoLearn
ONU Upgrade
Rogue ONU
Profile Configuration
System Configuration
Config Tcont
Config Gemport
Service
ServicePort
PortVlan
Multicast Vlan
Multicast Vlan Strip
Config Description
Config Port
ONU Service Info (PON:1 ONU:1)
Service Name
Gemport
Vlan Mode
Vlan List
Cos List
Port
Action
Add ONU Service
Service Name
1
Gemport ID
1
Vlan Mode
Tag
Vlan List
100
(X,X or X-X;0 for all)
Cos List
N/A
(X,X or X-X;)
Port Type
N/A
Commit

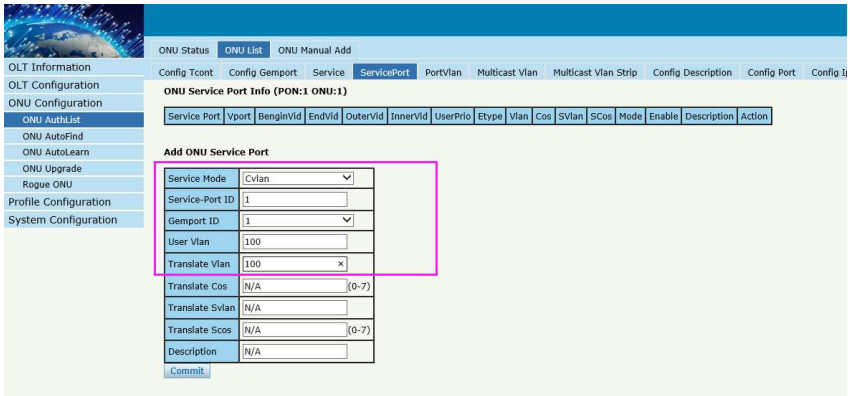
ONU Status
ONU List
ONU Manual Add
OLT Information
OLT Configuration
ONU Configuration
ONU AuthList
ONU AutoFind
ONU AutoLearn
ONU Upgrade
Rogue ONU
Profile Configuration
System Configuration
Config Tcont
Config Gemport
Service
ServicePort
PortVlan
Multicast Vlan
Multicast Vlan Strip
Config Description
Config Port
ONU Service Port Info (PON:1 ONU:1)
Service Port
Vport
BenginVid
EndVid
OuterVid
InnerVid
UserPrio
Etype
Vlan
Cos
SVlan
SCos
Mode
Enable
Description
Action
Add ONU Service Port
Service Mode
Cvlan
Service-Port ID
1
Gemport ID
1
User Vlan
100
Translate Vlan
100
Translate Cos
N/A
(0-7)
Translate Svlan
N/A
Translate Scos
N/A
(0-7)
Description
N/A
Commit

Add new wan and submit this configuration

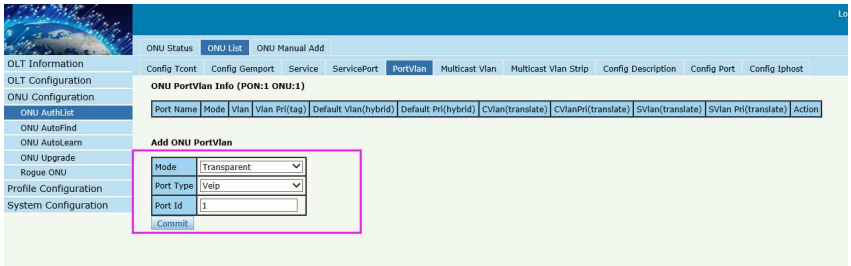

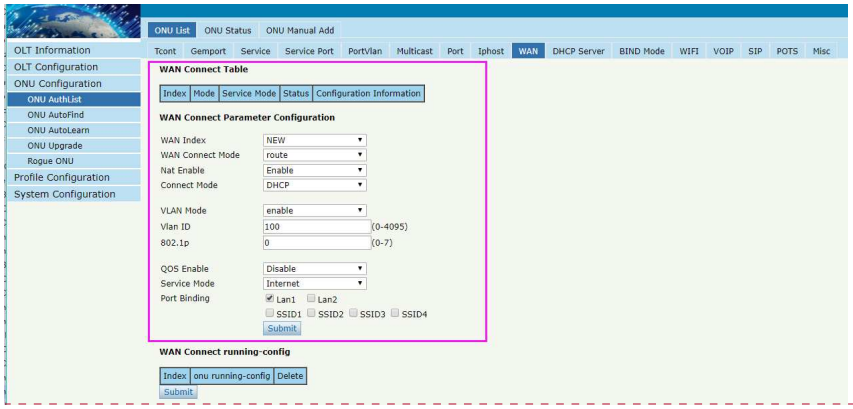

Okomentoval(a): [A1]:

submit

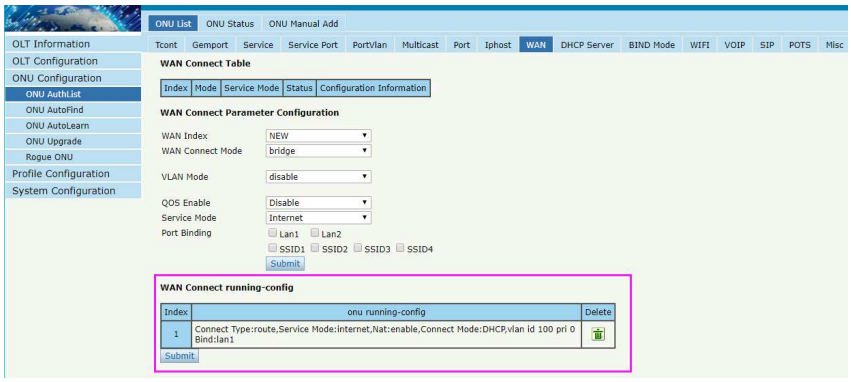

Status is connected

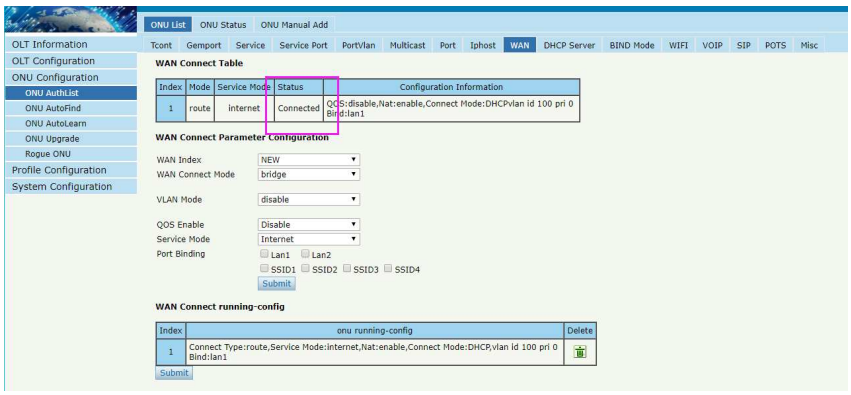

If PPPoE mode

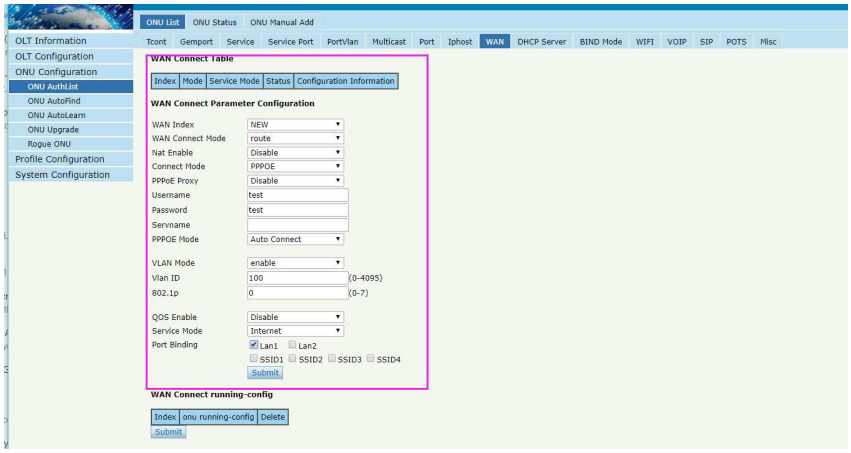

Submit running-config

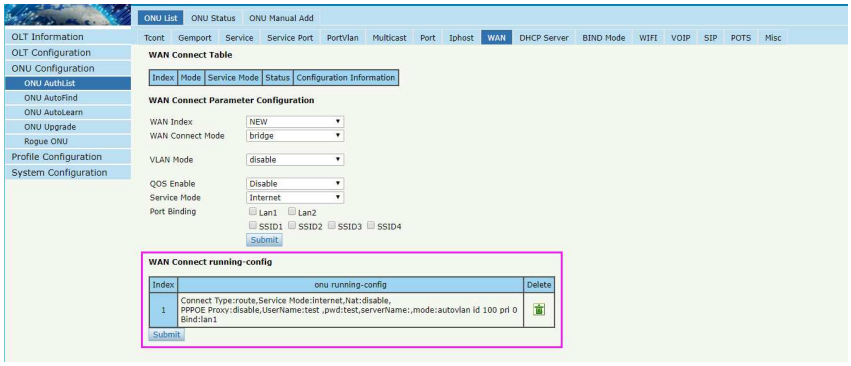

The connection status

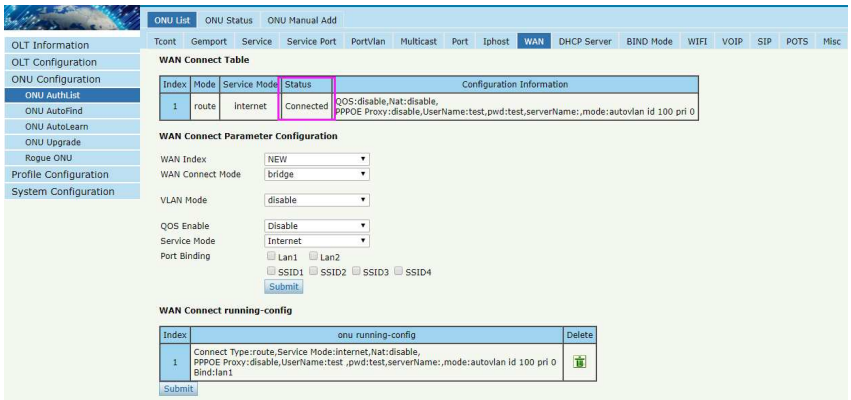

If static mode

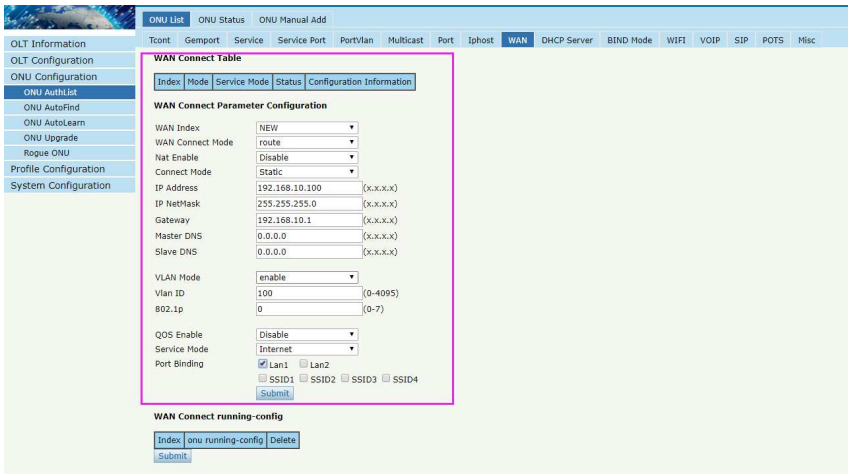

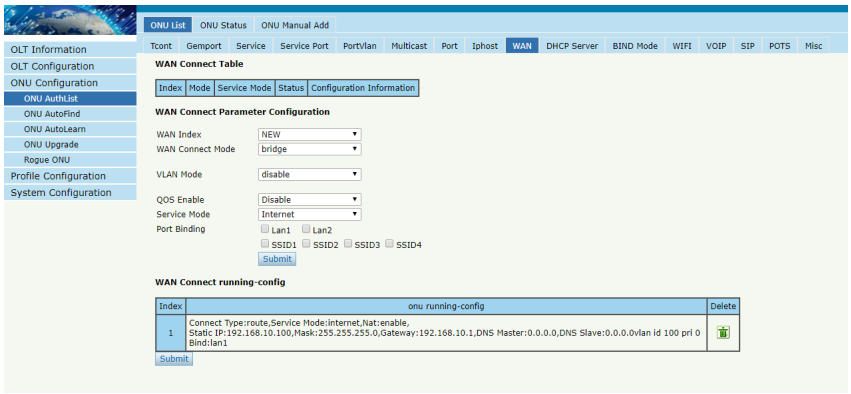

The connection status

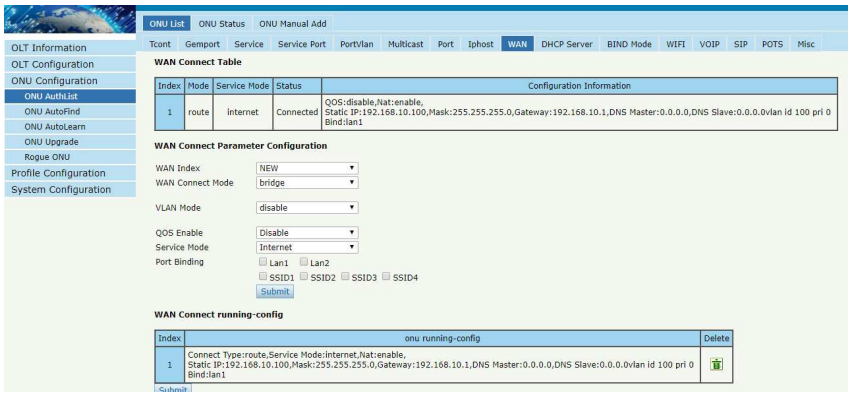

WIFI

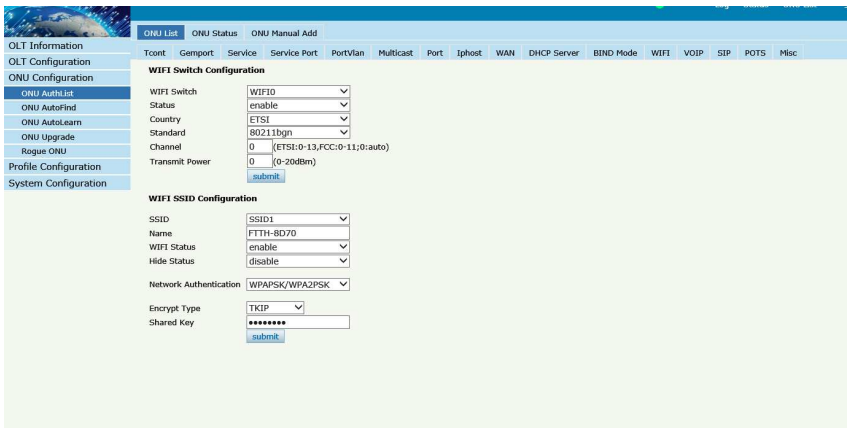

Or by ONU web ----------

If DHCP mode

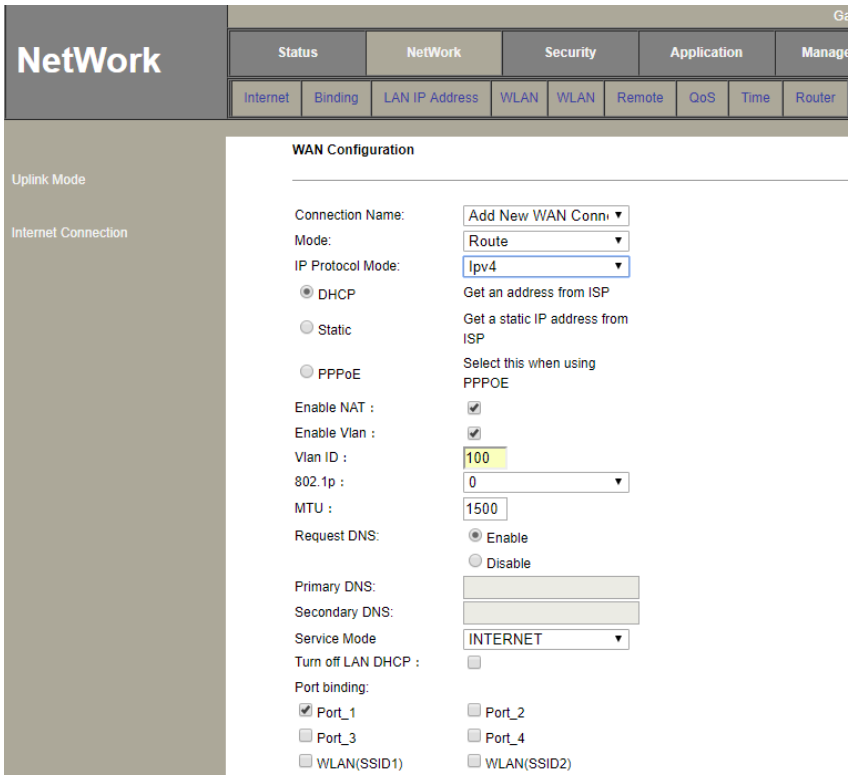

The connection status

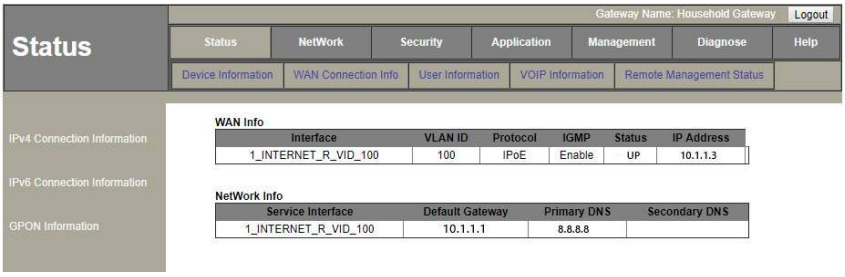

If PPPoE mode

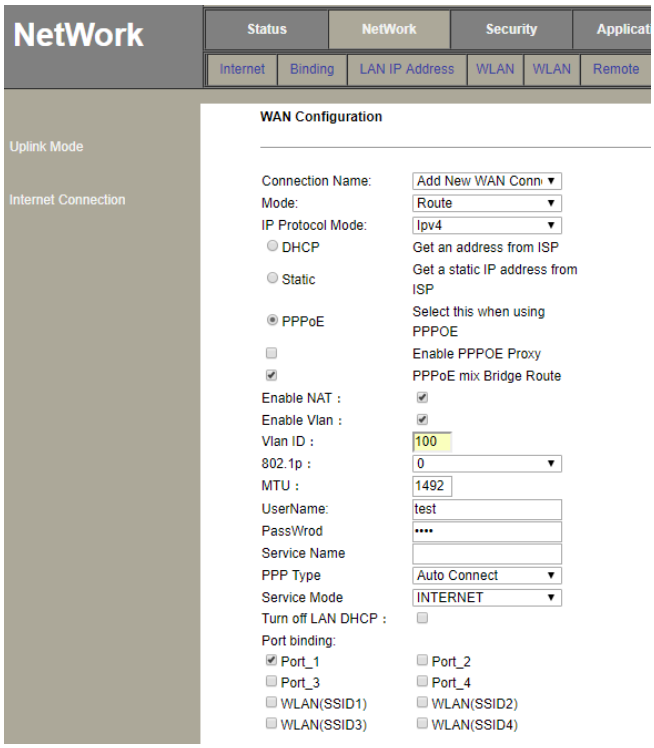

The connection status

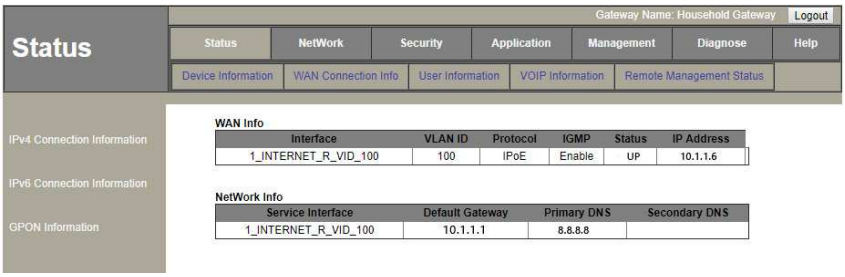

If Static mode

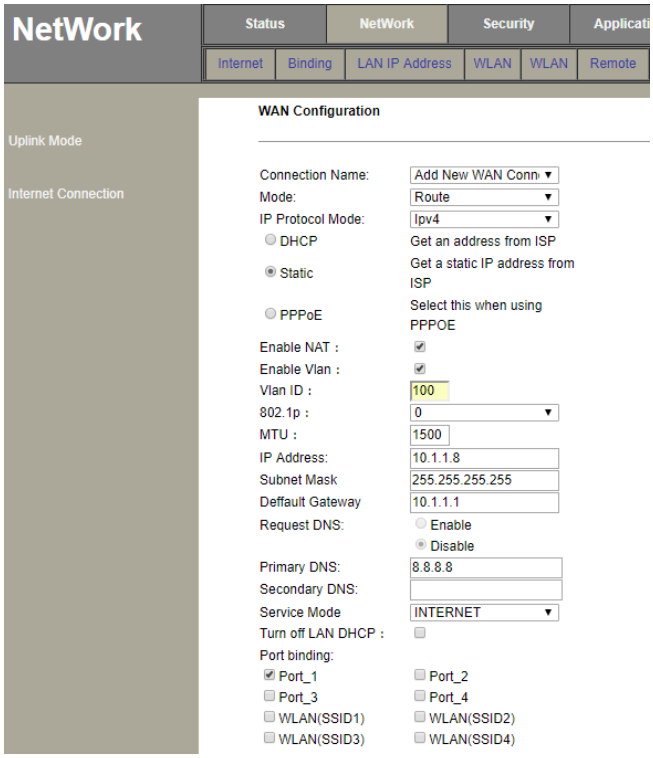

The connection status

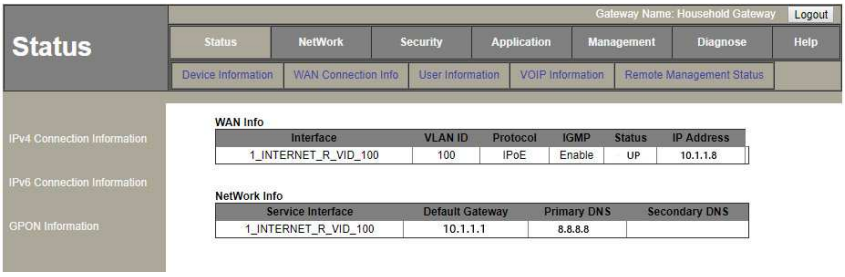

WiFi

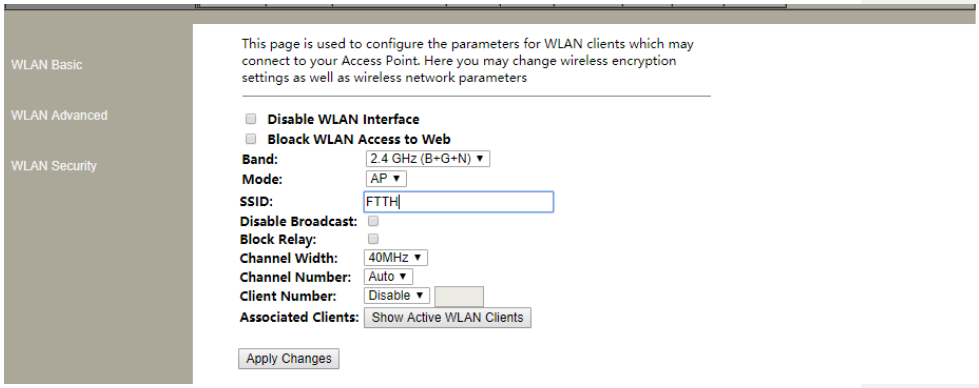
WLAN Basic
WLAN Advanced
WLAN Security
This page is used to configure the parameters for WLAN clients which may connect to your Access Point. Here you may change wireless encryption settings as well as wireless network parameters
Disable WLAN Interface
Bloack WLAN Access to Web
Band:
2.4 GHz (B+G+N)
Mode:
AP
SSID:
FTTH
Disable Broadcast:
Block Relay:
Channel Width:
40MHz
Channel Number:
Auto
Client Number:
Disable
Associated Clients:
Show Active WLAN Clients
Apply Changes

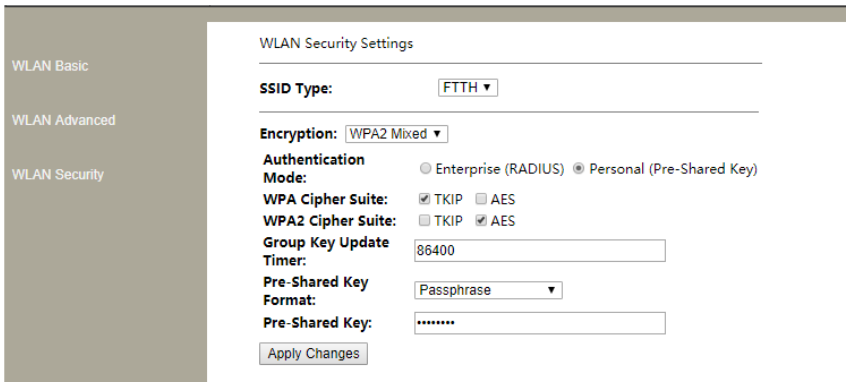
WLAN Basic
WLAN Advanced
WLAN Security
WLAN Security Settings
SSID Type:
FTTH
Encryption:
WPA2 Mixed
Authentication Mode:
Enterprise (RADIUS)
Personal (Pre-Shared Key)
WPA Cipher Suite:
TKIP
AES
WPA2 Cipher Suite:
TKIP
AES
Group Key Update Timer:
86400
Pre-Shared Key Format:
Passphrase
Pre-Shared Key:
Apply Changes

Case 5 HGU Router --VoIP

Network Diagram

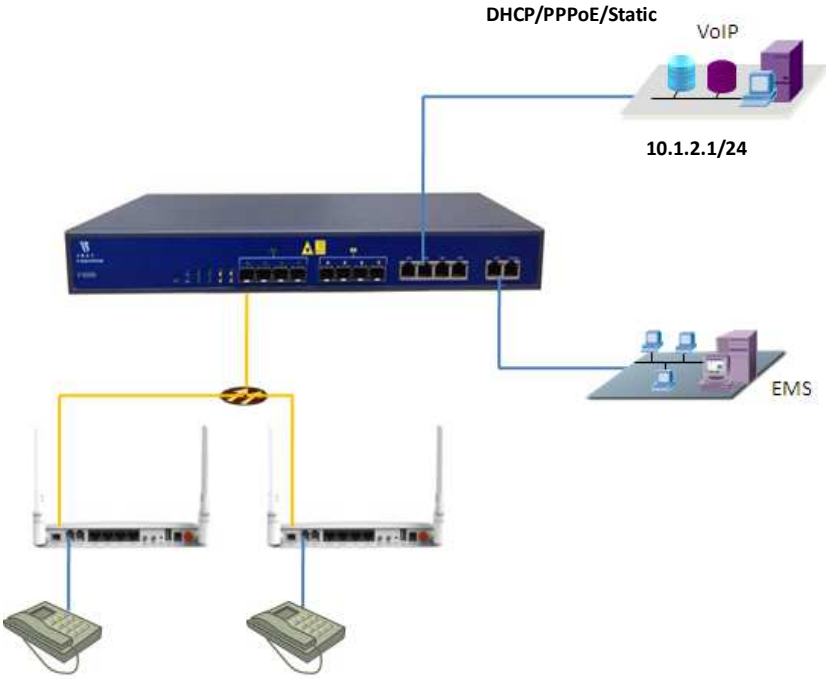

Planning Data

Item		Description	Example
ONU Information	Slot No.	The number of the slot actually used.	0
	PON No.	The number of the actually used PON port.	1
	ONU Auth No.	Configure according to the network planning of theoperator.	1
	ONU Type	The type of the ONU.	HG326RGW
OLT	Service Uplink VLAN	The VLAN ID of the uplink port service.	VLAN mode = UNTAG PVID = 200
	Service	Configure according to the number of	GE6

	Uplink port	the actuallyused uplink port.	
	Service PON VLAN	The VLAN ID of the PON port service.	VLAN mode = TAG VLAN ID = 200
	Service PON port	Configure according to the number of the actuallyused PON port.	PON1
ONU	Service WAN VLAN	The VLAN ID of the PON(WAN) port service.	VLAN ID = 200
	Service POTS port	The number of the actually used ONU port.	POTS1
	Tcont	The onu Tcont	Tcont=1
	Gemport	The onu Gemport	Gemport=1
	Dba	The ONU dba profile	Dba name=dba_1 Dba type = 3
	Service vlan	The vlan of ONU service.	Service Vlan = 200
	Service-port uservlan	The vlan of onu service-port	Service-port vlan =200
	If WAN use DHCP mode	The router use DHCP assign ip to ONU.	Gateway = 10.1.2.1 IP Range 10.1.2.2-10.1.2.254 IP Mask = 255.255.255.0 DNS = 8.8.8.8
	If WAN use PPPoE mode	The router use PPPoE assign ip to ONU.	IP Range 10.1.2.2-10.1.2.254 IP Mask = 255.255.255.0 User name = test1 Password = test1
	If WAN use Static mode	The router use Static assign ip to ONU.	Gateway = 10.1.2.1 IP = 10.1.2.100 IP Mask = 255.255.255.0 DNS = 8.8.8.8

Configuring the OLT

By CLI ----------

```
gpon-olt(config)# vlan 200
gpon-olt(config-vlan-200)# exit
gpon-olt(config)# interface gigabitethernet 0/6
gpon-olt(config-if-ge0/6)# switchport hybrid vlan 200 untagged
gpon-olt(config-if-ge0/6)# switchport hybrid pvid vlan 200
```

gpon-olt(config-if-ge0/6)# exit

By Web ----------

1, create a new VLAN

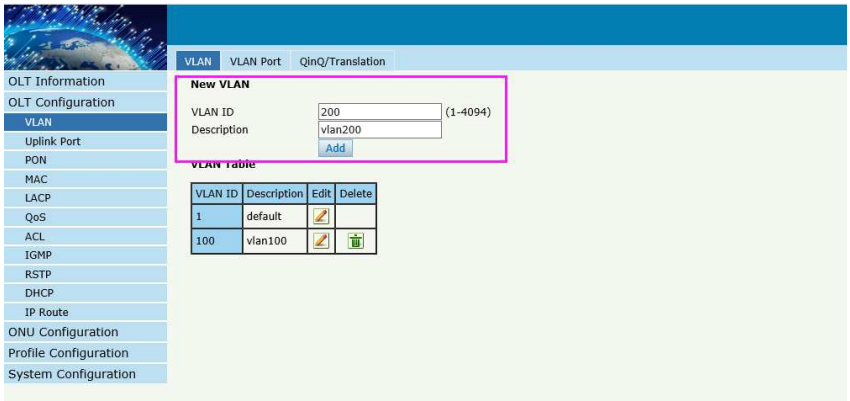

2.configure GE VLAN mode

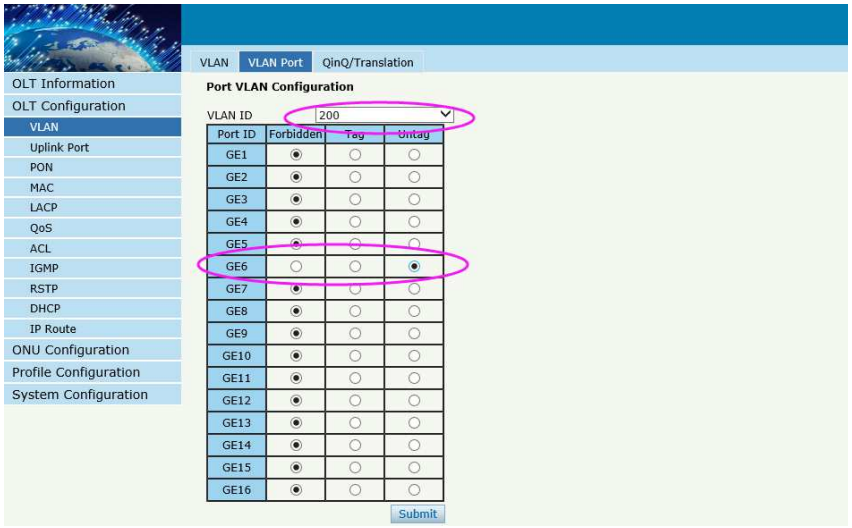

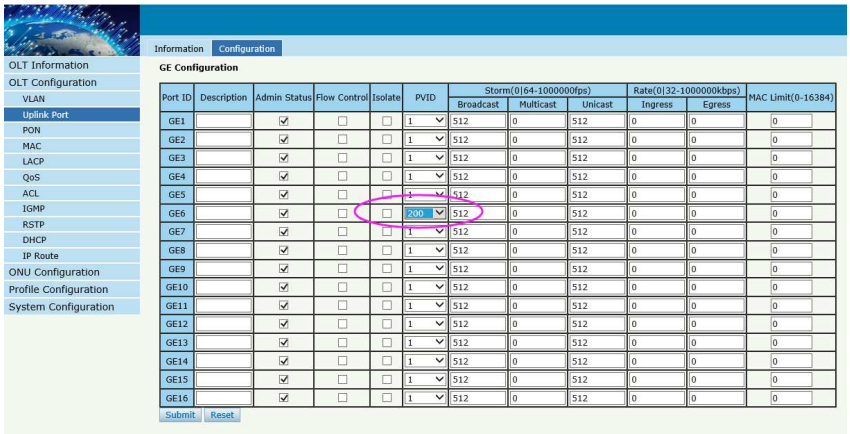

Configuring the ONU

By CLI ----------

gpon-olt(config-pon-0/1)# onu 1 tcont 1 dba dba_1

gpon-olt(config-pon-0/1)# onu 1 gemport 2 tcont 1

gpon-olt(config-pon-0/1)# onu 1 service 1 gemport 2 vlan 200

gpon-olt(config-pon-0/1)# onu 1 service-port 1 gemport 2 uservlan 200 to 200 transparent

By web ----------

Configure ONU

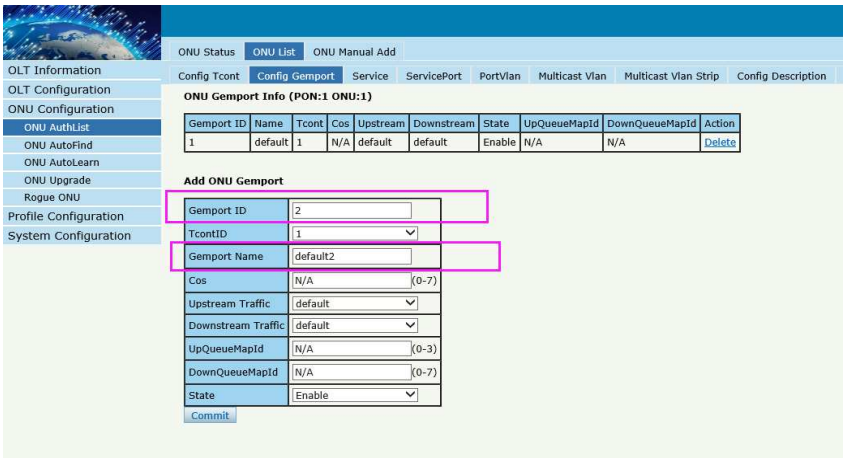
ONU Status
ONU List
ONU Manual Add
OLT Information
OLT Configuration
ONU Configuration
ONU AuthList
ONU AutoFind
ONU AutoLearn
ONU Upgrade
Rogue ONU
Profile Configuration
System Configuration
Config Tcont
Config Gemport
Service
ServicePort
PortVlan
Multicast Vlan
Multicast Vlan Strip
Config Description
ONU Gemport Info (PON:1 ONU:1)
Gemport ID | Name | Tcont | Cos | Upstream | Downstream | State | UpQueueMapId | DownQueueMapId | Action
1 | default | 1 | N/A | default | default | Enable | N/A | N/A | Delete
Add ONU Gemport
Gemport ID 2
TcontID 1
Gemport Name default2
Cos N/A (0-7)
Upstream Traffic default
Downstream Traffic default
UpQueueMapId N/A (0-3)
DownQueueMapId N/A (0-7)
State Enable
Commit

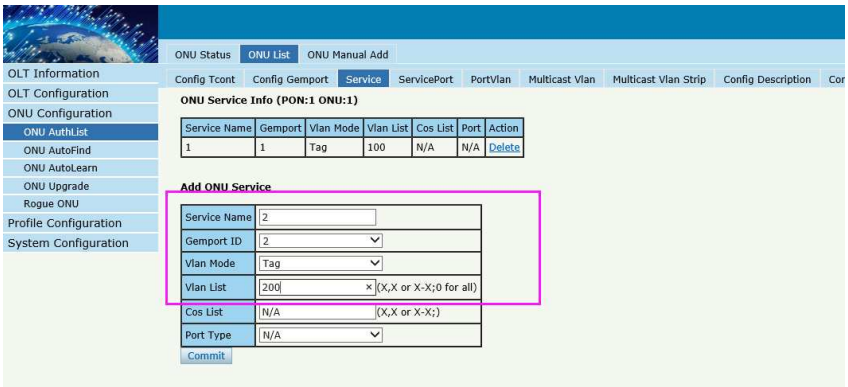
ONU Status
ONU List
ONU Manual Add
OLT Information
OLT Configuration
ONU Configuration
ONU AuthList
ONU AutoFind
ONU AutoLearn
ONU Upgrade
Rogue ONU
Profile Configuration
System Configuration
Config Tcont
Config Gemport
Service
ServicePort
PortVlan
Multicast Vlan
Multicast Vlan Strip
Config Description
ONU Service Info (PON:1 ONU:1)
Service Name | Gemport | Vlan Mode | Vlan List | Cos List | Port | Action
1 | 1 | Tag | 100 | N/A | N/A | Delete
Add ONU Service
Service Name 2
Gemport ID 2
Vlan Mode Tag
Vlan List 200 (X,X or X-X;0 for all)
Cos List N/A (X,X or X-X;)
Port Type N/A
Commit

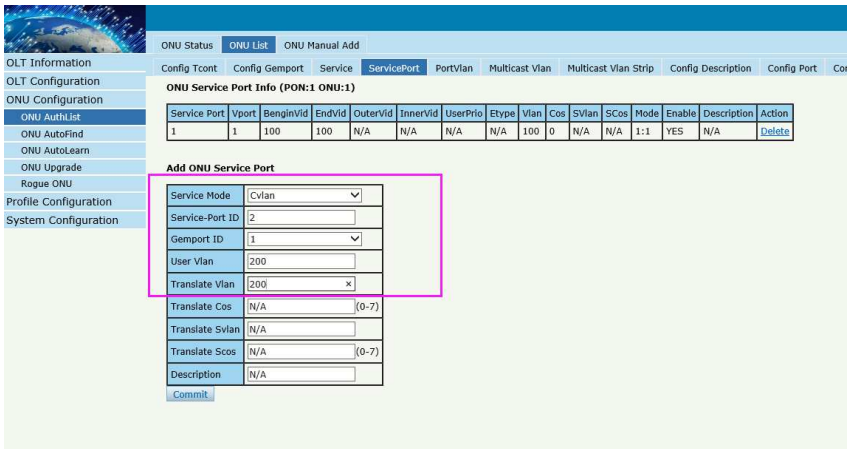
ONU Status
ONU List
ONU Manual Add
OLT Information
OLT Configuration
ONU Configuration
ONU AuthList
ONU AutoFind
ONU AutoLearn
ONU Upgrade
Rogue ONU
Profile Configuration
System Configuration
Config Tcont
Config Gemport
Service
ServicePort
PortVlan
Multicast Vlan
Multicast Vlan Strip
Config Description
Config Port
ONU Service Port Info (PON:1 ONU:1)
Service Port | Vport | BenginVid | EndVid | OuterVid | InnerVid | UserPrio | Etype | Vlan | Cos | SVlan | SCos | Mode | Enable | Description | Action
1 | 1 | 100 | 100 | N/A | N/A | N/A | N/A | 100 | 0 | N/A | N/A | 1:1 | YES | N/A | Delete
Add ONU Service Port
Service Mode Cvlan
Service-Port ID 2
Gemport ID 1
User Vlan 200
Translate Vlan 200
Translate Cos N/A (0-7)
Translate Svlan N/A
Translate Scos N/A (0-7)
Description N/A
Commit

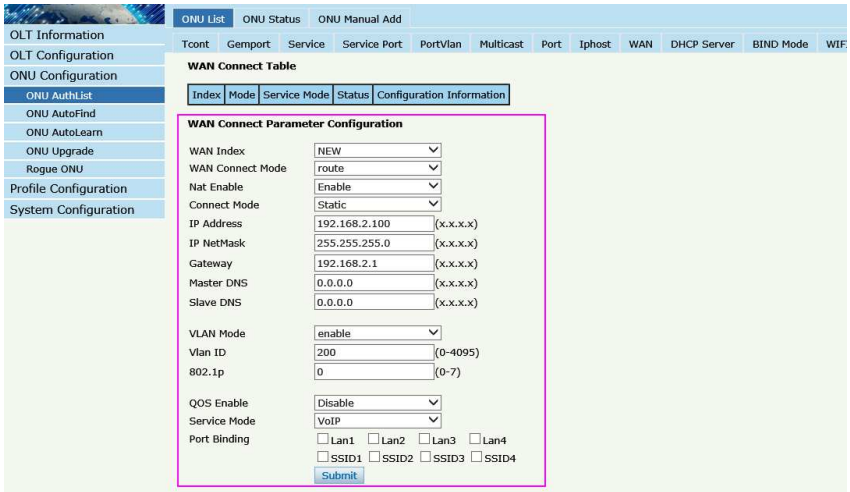
OLT Information
OLT Configuration
ONU Configuration
ONU AuthList
ONU AutoFind
ONU AutoLearn
ONU Upgrade
Rogue ONU
Profile Configuration
System Configuration
ONU List
ONU Status
ONU Manual Add
Tcont
Gemport
Service
Service Port
PortVlan
Multicast
Port
Iphost
WAN
DHCP Server
BIND Mode
WAN Connect Table
Index
Mode
Service Mode
Status
Configuration Information
WAN Connect Parameter Configuration
WAN Index
NEW
WAN Connect Mode
route
Nat Enable
Enable
Connect Mode
Static
IP Address
192.168.2.100
(x.x.x.x)
IP NetMask
255.255.255.0
(x.x.x.x)
Gateway
192.168.2.1
(x.x.x.x)
Master DNS
0.0.0.0
(x.x.x.x)
Slave DNS
0.0.0.0
(x.x.x.x)
VLAN Mode
enable
Vlan ID
200
(0-4095)
802.1p
0
(0-7)
QOS Enable
Disable
Service Mode
VoIP
Port Binding
Lan1
Lan2
Lan3
Lan4
SSID1
SSID2
SSID3
SSID4
Submit

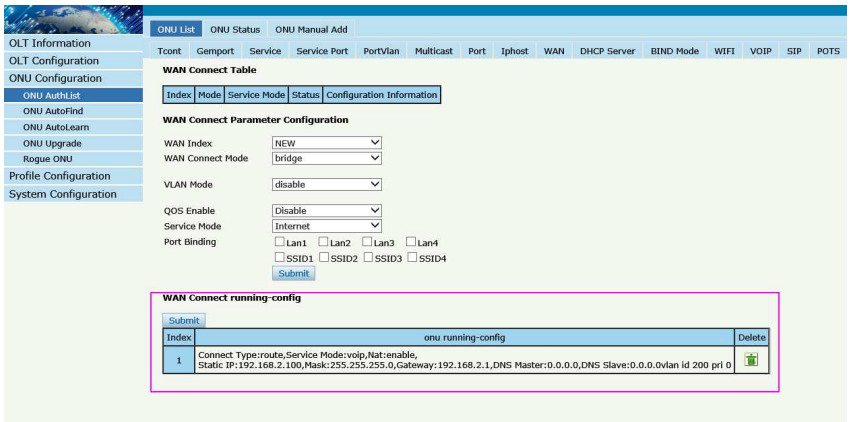
OLT Information
OLT Configuration
ONU Configuration
ONU AuthList
ONU AutoFind
ONU AutoLearn
ONU Upgrade
Rogue ONU
Profile Configuration
System Configuration
ONU List
ONU Status
ONU Manual Add
Tcont
Gemport
Service
Service Port
PortVlan
Multicast
Port
Iphost
WAN
DHCP Server
BIND Mode
WIFI
VOIP
SIP
POTS
WAN Connect Table
Index
Mode
Service Mode
Status
Configuration Information
WAN Connect Parameter Configuration
WAN Index
NEW
WAN Connect Mode
bridge
VLAN Mode
disable
QOS Enable
Disable
Service Mode
Internet
Port Binding
Lan1
Lan2
Lan3
Lan4
SSID1
SSID2
SSID3
SSID4
Submit
WAN Connect running-config
Submit
Index
onu running-config
Delete
1
Connect Type:route,Service Mode:voip,Nat:enable,
Static IP:192.168.2.100,Mask:255.255.255.0,Gateway:192.168.2.1,DNS Master:0.0.0.0,DNS Slave:0.0.0.0vlan id 200 pri 0

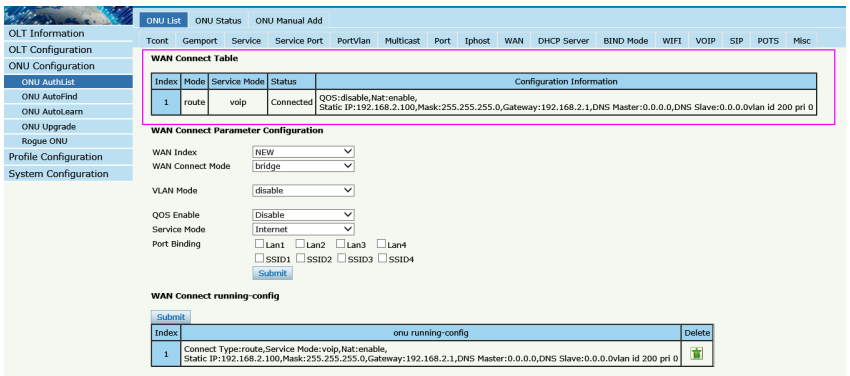
OLT Information
OLT Configuration
ONU Configuration
ONU AuthList
ONU AutoFind
ONU AutoLearn
ONU Upgrade
Rogue ONU
Profile Configuration
System Configuration
ONU List
ONU Status
ONU Manual Add
Tcont
Gemport
Service
Service Port
PortVlan
Multicast
Port
Iphost
WAN
DHCP Server
BIND Mode
WIFI
VOIP
SIP
POTS
Misc
WAN Connect Table
Index
Mode
Service Mode
Status
Configuration Information
1
route
voip
Connected
QOS:disable,Nat:enable,
Static IP:192.168.2.100,Mask:255.255.255.0,Gateway:192.168.2.1,DNS Master:0.0.0.0,DNS Slave:0.0.0.0vlan id 200 pri 0
WAN Connect Parameter Configuration
WAN Index
NEW
WAN Connect Mode
bridge
VLAN Mode
disable
QOS Enable
Disable
Service Mode
Internet
Port Binding
Lan1
Lan2
Lan3
Lan4
SSID1
SSID2
SSID3
SSID4
Submit
WAN Connect running-config
Submit
Index
onu running-config
Delete
1
Connect Type:route,Service Mode:voip,Nat:enable,
Static IP:192.168.2.100,Mask:255.255.255.0,Gateway:192.168.2.1,DNS Master:0.0.0.0,DNS Slave:0.0.0.0vlan id 200 pri 0

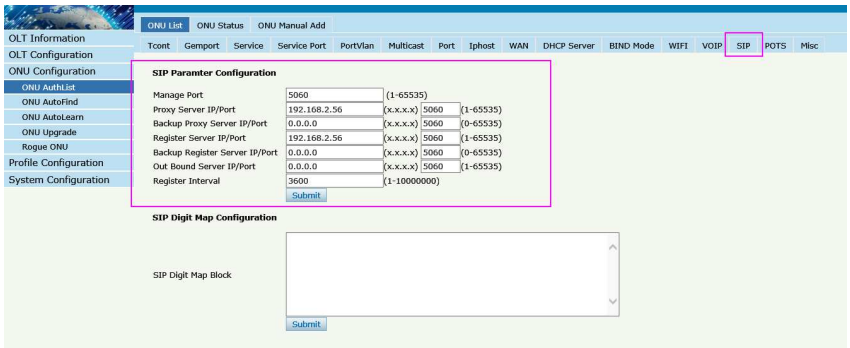

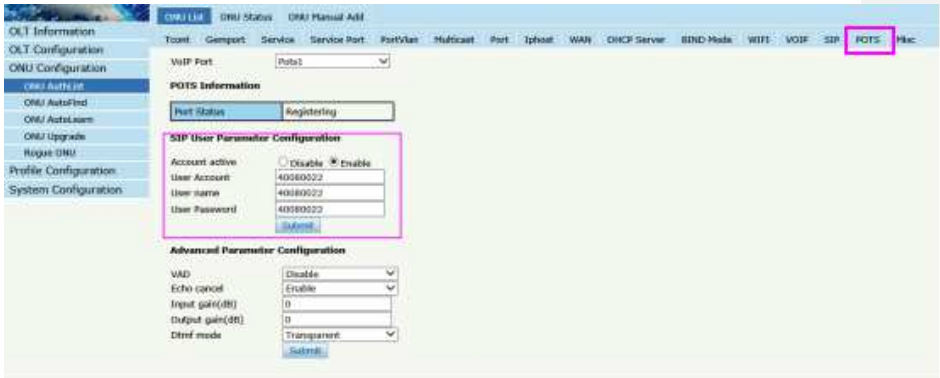

The connection status

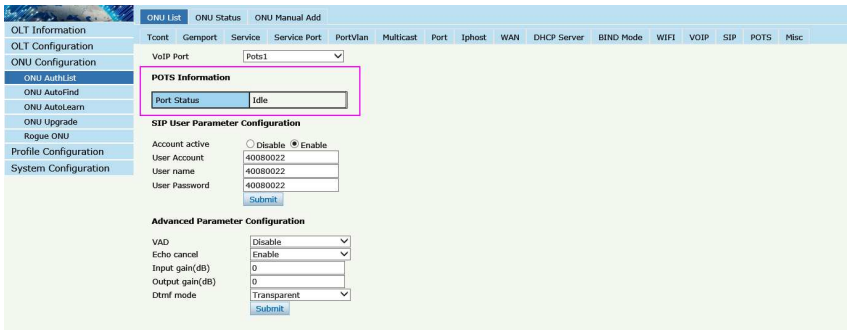

By ONU web ----------

If DHCP mode

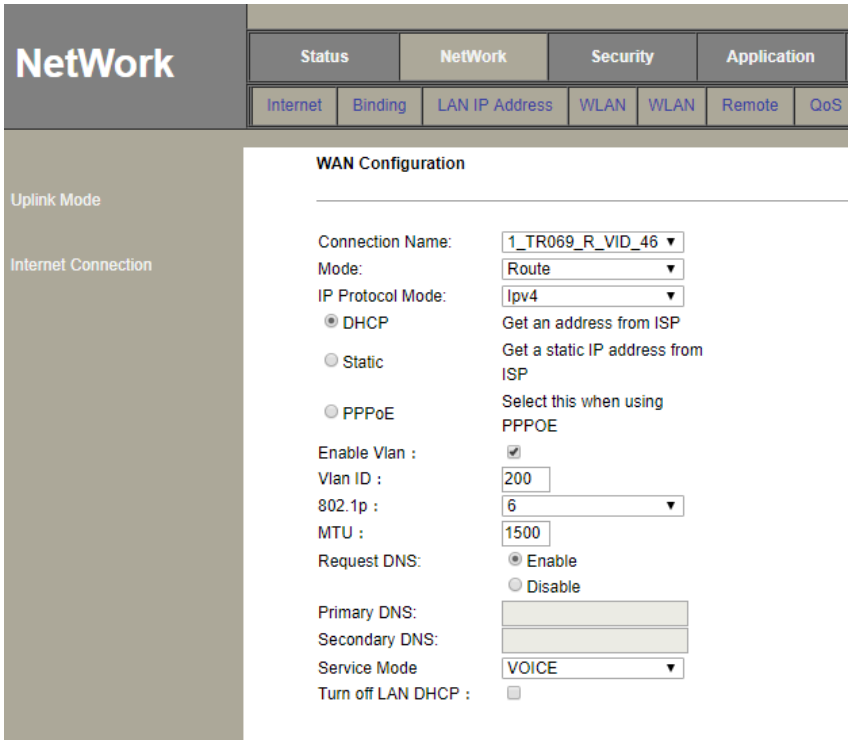

The connection status

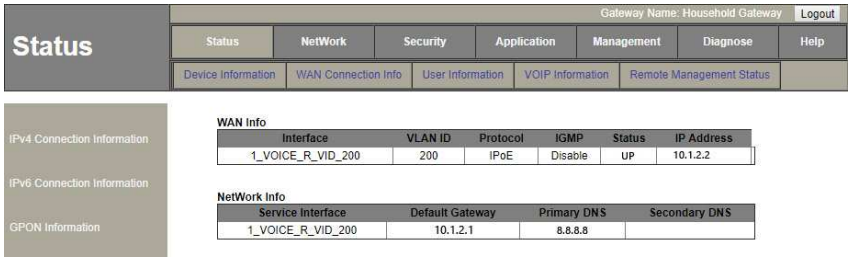

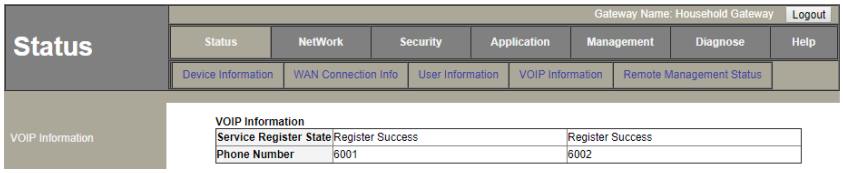

If PPPoE mode

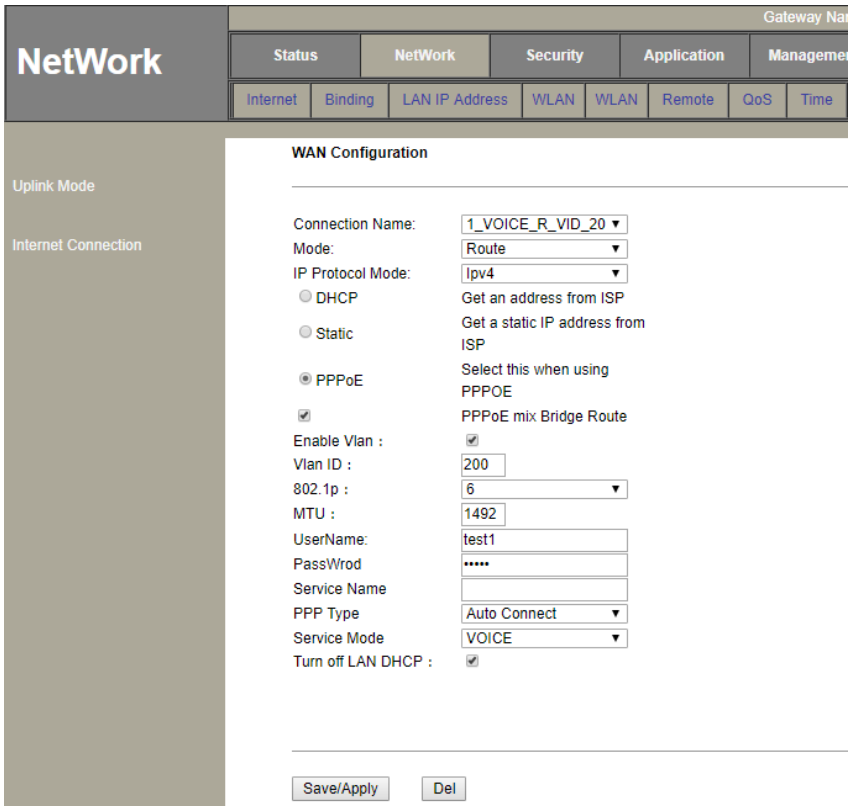

The connection status

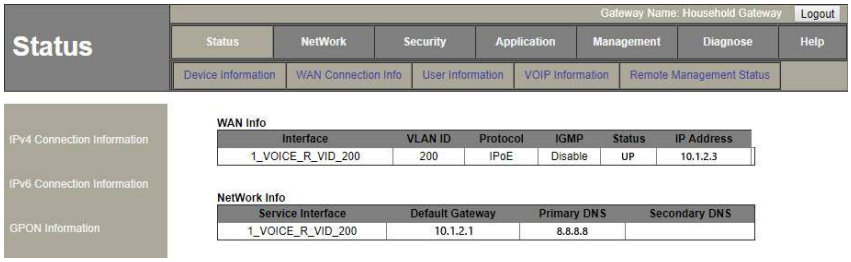

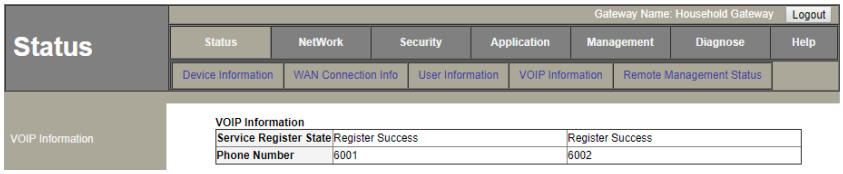

If Static mode

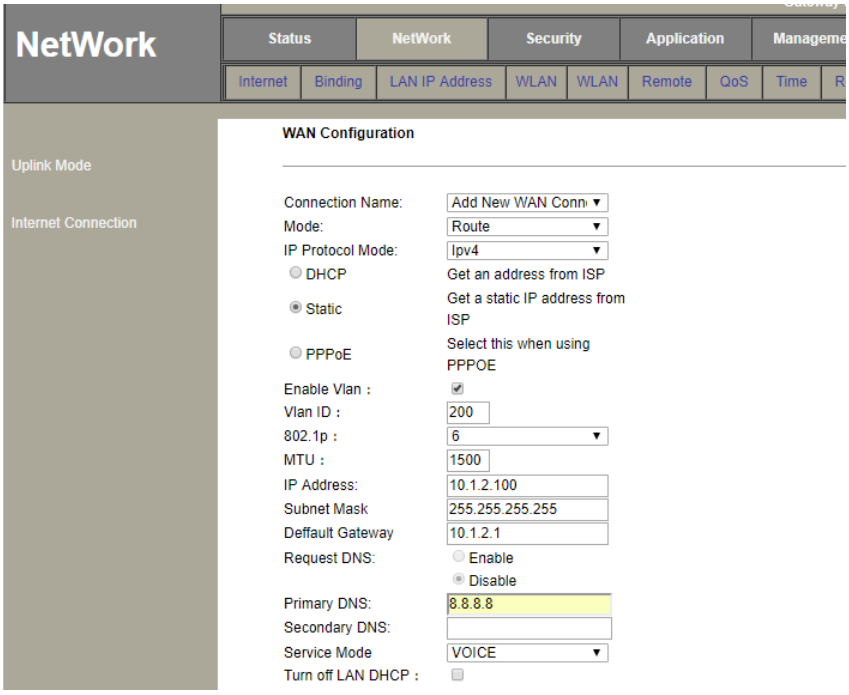

The connection status

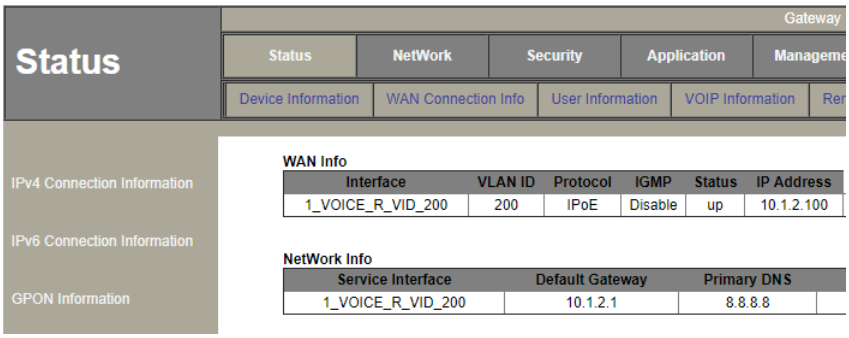

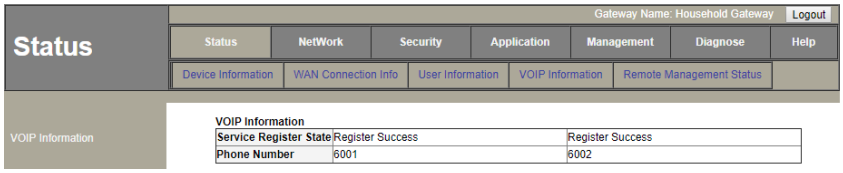

VoIP

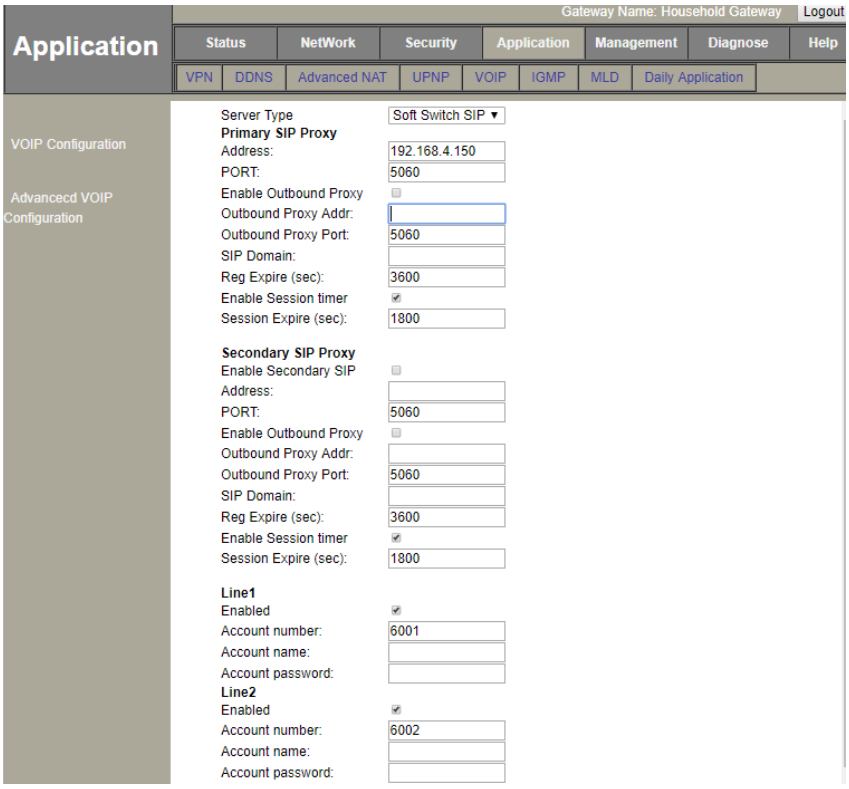
Application
Gateway Name: Household Gateway
Logout
Status
NetWork
Security
Application
Management
Diagnose
Help
VPN
DDNS
Advanced NAT
UPNP
VOIP
IGMP
MLD
Daily Application
VOIP Configuration
Advancecd VOIP Configuration
Server Type
Soft Switch SIP
Primary SIP Proxy
Address:
192.168.4.150
PORT:
5060
Enable Outbound Proxy
Outbound Proxy Addr:
Outbound Proxy Port:
5060
SIP Domain:
Reg Expire (sec):
3600
Enable Session timer
Session Expire (sec):
1800
Secondary SIP Proxy
Enable Secondary SIP
Address:
PORT:
5060
Enable Outbound Proxy
Outbound Proxy Addr:
Outbound Proxy Port:
5060
SIP Domain:
Reg Expire (sec):
3600
Enable Session timer
Session Expire (sec):
1800
Line1
Enabled
Account number:
6001
Account name:
Account password:
Line2
Enabled
Account number:
6002
Account name:
Account password:

Case 6 HGU Bridge --IPTV

Network Diagram



Planning Data

Item		Description	Example
ONU Information	Slot No.	The number of the slot actually used.	0
	PON No.	The number of the actually used PON port.	1
	ONU Auth No.	Configure according to the network planning of theoperator.	1
	ONU Type	The type of the ONU.	HG326RGW
OLT	Service Uplink VLAN	The VLAN ID of the uplink port service.	VLAN mode = UNTAG PVID = 300

	Service Uplink port	Configure according to the number of the actuallyused uplink port.	GE7
	Service PON VLAN	The VLAN ID of the PON port service.	VLAN mode = TAG VLAN ID = 300
	Service PON port	Configure according to the number of the actuallyused PON port.	PON1
ONU	Service WAN VLAN	The VLAN ID of the PON(WAN) port service.	VLAN mode= Transparent
	Service LAN VLAN	The VLAN ID of the LAN port service.	VLAN mode = UNTAG LAN VLAN ID = 300 Multicast VLAN ID = 300
	Service LAN port	The number of the actually used ONU port.	LAN4
	Tcont	The onu Tcont	Tcont=1
	Gemport	The onu Gemport	Gemport=1
	Dba	The ONU dba profile	Dba name=dba_1 Dba type = 3
	Service vlan	The vlan of ONU service.	Service Vlan = 100
	Service-port uservlan	The vlan of onu service-port	Service-port vlan =100
STB	Management IP	The IP for STB.	Gateway = 10.1.3.1 IP = 10.1.3.100 IP Mask = 255.255.255.0

Configuring the OLT

By CLI ----------

gpon-olt(config)# vlan 300

gpon-olt(config-vlan-100)# exit

gpon-olt(config)# interface gigabitethernet 0/7

gpon-olt(config-if-ge0/7)# switchport hybrid vlan 300 untagged

gpon-olt(config-if-ge0/7)# switchport hybrid pvid vlan 300

gpon-olt(config-if-ge0/7)# exit

gpon-olt(config)# ip igmp snooping enable

gpon-olt(config)# ip igmp snooping general-query-packet enable

gpon-olt(config)# ip igmp snooping mrouter vlan 300 interface gigabitethernet 0/7

gpon-olt(config)#ip igmp snooping mvlan 300 unknown-multicast drop igmp trap-to-cpu

gpon-olt(config)# interface gpon 0/1

gpon-olt(config-pon-0/1)# ip igmp snooping user-vlan 300 group-vlan 300 tagged

gpon-olt(config-pon-0/1)# exit

By web ----------

1\create a new VLAN for IGMP

2, configure VLAN mode

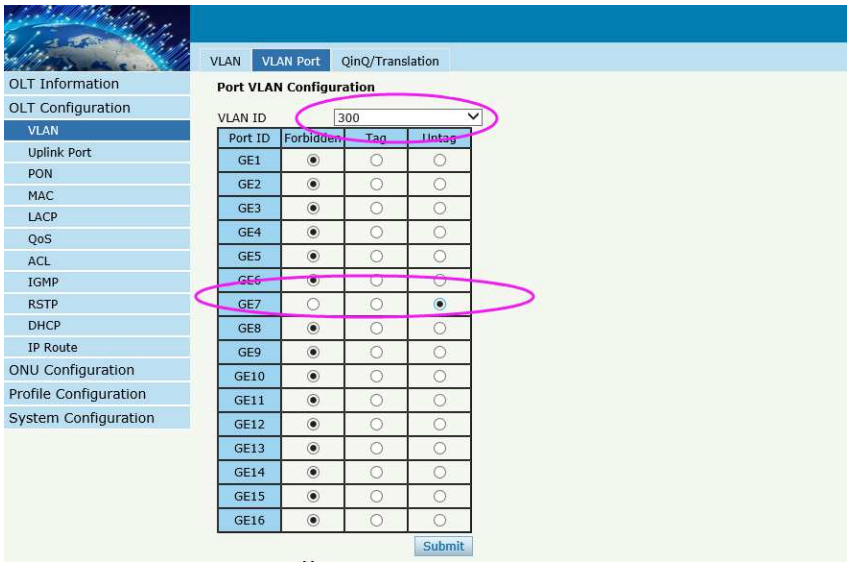

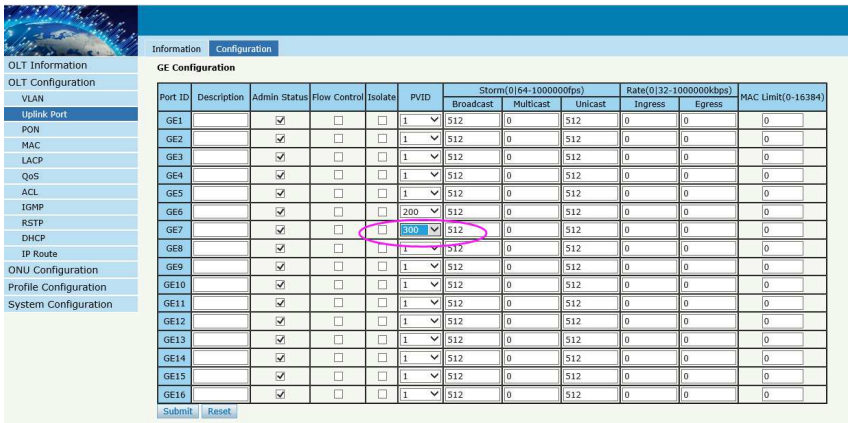

3,enable IGMP snooping function

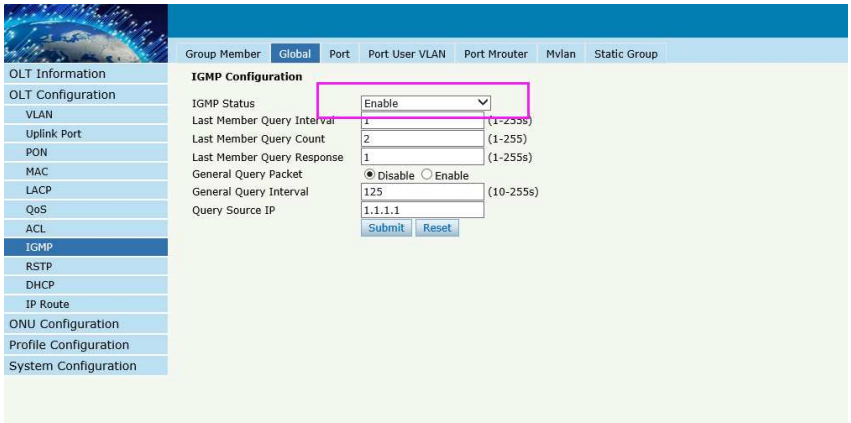
Group Member
Global
Port
Port User VLAN
Port Mrouter
Mvlan
Static Group
OLT Information
OLT Configuration
VLAN
Uplink Port
PON
MAC
LACP
QoS
ACL
IGMP
RSTP
DHCP
IP Route
ONU Configuration
Profile Configuration
System Configuration
IGMP Configuration
IGMP Status
Enable
Last Member Query Interval
1
(1-255s)
Last Member Query Count
2
(1-255)
Last Member Query Response
1
(1-255s)
General Query Packet
Disable
Enable
General Query Interval
125
(10-255s)
Query Source IP
1.1.1.1
Submit
Reset

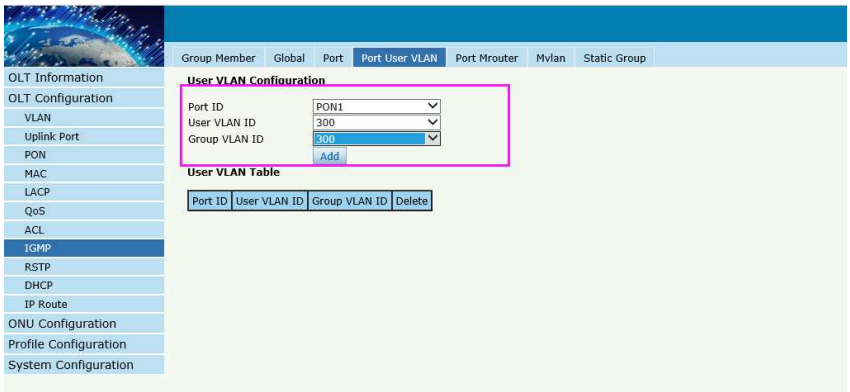
Group Member
Global
Port
Port User VLAN
Port Mrouter
Mvlan
Static Group
OLT Information
OLT Configuration
VLAN
Uplink Port
PON
MAC
LACP
QoS
ACL
IGMP
RSTP
DHCP
IP Route
ONU Configuration
Profile Configuration
System Configuration
User VLAN Configuration
Port ID
PON1
User VLAN ID
300
Group VLAN ID
300
Add
User VLAN Table
Port ID
User VLAN ID
Group VLAN ID
Delete

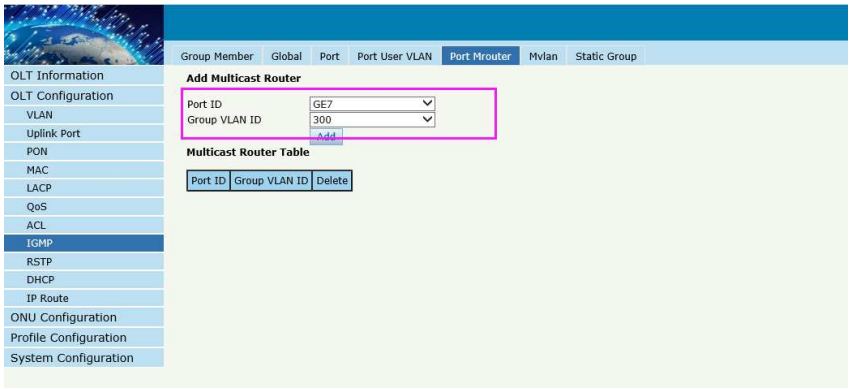
Group Member
Global
Port
Port User VLAN
Port Mrouter
Mvlan
Static Group
OLT Information
OLT Configuration
VLAN
Uplink Port
PON
MAC
LACP
QoS
ACL
IGMP
RSTP
DHCP
IP Route
ONU Configuration
Profile Configuration
System Configuration
Add Multicast Router
Port ID
GE7
Group VLAN ID
300
Add
Multicast Router Table
Port ID
Group VLAN ID
Delete

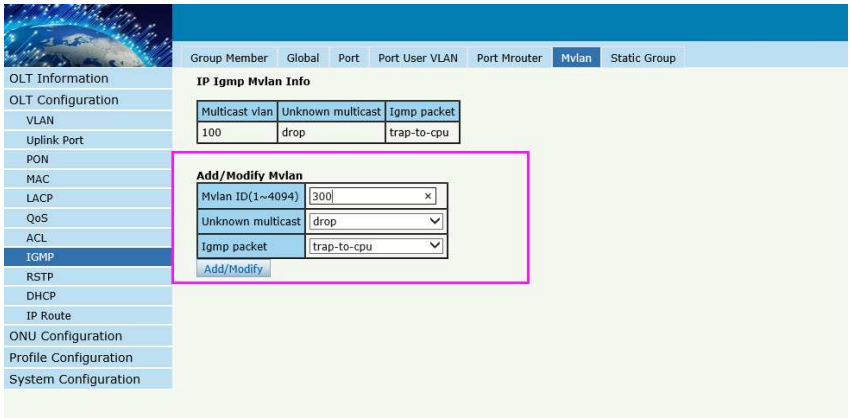

Configuring the ONU

By CLI ----------

pon-olt(config)# interface gpon 0/1

gpon-olt(config-pon-0/1)# onu 1 tcont 1 dba dba_1

gpon-olt(config-pon-0/1)# onu 1 gemport 3 tcont 1

gpon-olt(config-pon-0/1)# onu 1 service 1 gemport 3 vlan 300

gpon-olt(config-pon-0/1)# onu 1 service-port 1 gemport 3 uservlan 300 to 300 transparent

gpon-olt(config-pon-0/1)# onu 1 mvlan 300

gpon-olt(config-pon-0/1)# onu 1 mvlan tag-strip eth 1

gpon-olt(config-pon-0/1)# exit

By web ----------

Configure ONU

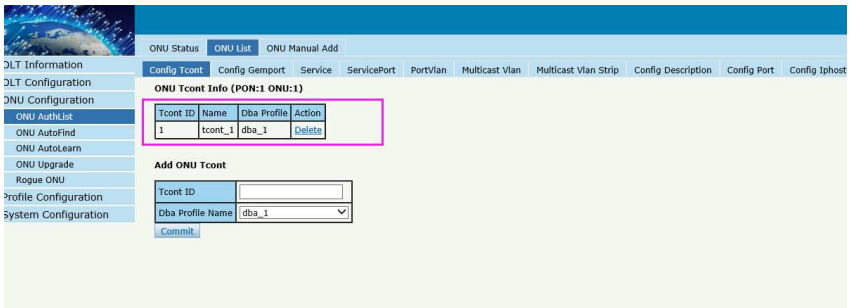
ONU Status
ONU List
ONU Manual Add
OLT Information
OLT Configuration
ONU Configuration
ONU AuthList
ONU AutoFind
ONU AutoLearn
ONU Upgrade
Rogue ONU
Profile Configuration
System Configuration
Config Tcont
Config Gemport
Service
ServicePort
PortVlan
Multicast Vlan
Multicast Vlan Strip
Config Description
Config Port
Config Iphost
ONU Tcont Info (PON:1 ONU:1)
Tcont ID
Name
Dba Profile
Action
1
tcont_1
dba_1
Delete
Add ONU Tcont
Tcont ID
Dba Profile Name
dba_1
Commit

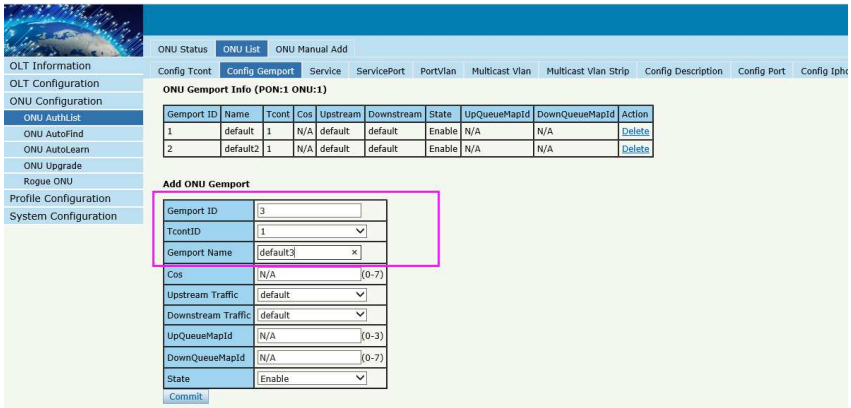
ONU Status
ONU List
ONU Manual Add
OLT Information
OLT Configuration
ONU Configuration
ONU AuthList
ONU AutoFind
ONU AutoLearn
ONU Upgrade
Rogue ONU
Profile Configuration
System Configuration
Config Tcont
Config Gemport
Service
ServicePort
PortVlan
Multicast Vlan
Multicast Vlan Strip
Config Description
Config Port
ONU Gemport Info (PON:1 ONU:1)
Gemport ID
Name
Tcont
Cos
Upstream
Downstream
State
UpQueueMapId
DownQueueMapId
Action
1
default
1
N/A
default
default
Enable
N/A
N/A
Delete
2
default2
1
N/A
default
default
Enable
N/A
N/A
Delete
Add ONU Gemport
Gemport ID
3
TcontID
1
Gemport Name
default3
Cos
N/A
(0-7)
Upstream Traffic
default
Downstream Traffic
default
UpQueueMapId
N/A
(0-3)
DownQueueMapId
N/A
(0-7)
State
Enable
Commit

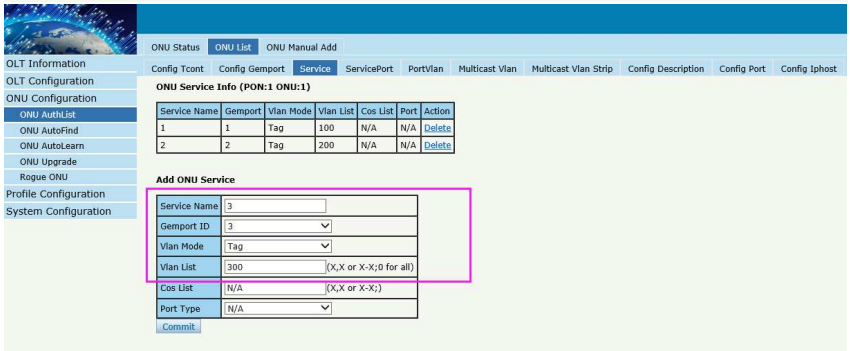
ONU Status
ONU List
ONU Manual Add
OLT Information
OLT Configuration
ONU Configuration
ONU AuthList
ONU AutoFind
ONU AutoLearn
ONU Upgrade
Rogue ONU
Profile Configuration
System Configuration
Config Tcont
Config Gemport
Service
ServicePort
PortVlan
Multicast Vlan
Multicast Vlan Strip
Config Description
Config Port
Config Iphost
ONU Service Info (PON:1 ONU:1)
Service Name
Gemport
Vlan Mode
Vlan List
Cos List
Port
Action
1
1
Tag
100
N/A
N/A
Delete
2
2
Tag
200
N/A
N/A
Delete
Add ONU Service
Service Name
3
Gemport ID
3
Vlan Mode
Tag
Vlan List
300
(X,X or X-X;0 for all)
Cos List
N/A
(X,X or X-X;)
Port Type
N/A
Commit

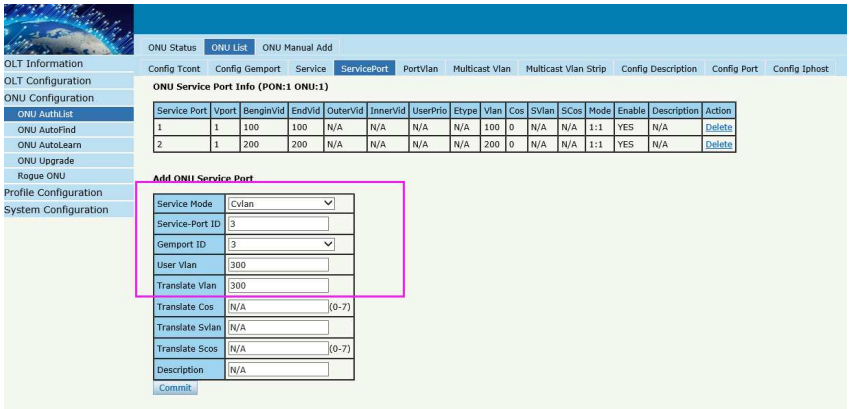
ONU Status
ONU List
ONU Manual Add
OLT Information
OLT Configuration
ONU Configuration
ONU AuthList
ONU AutoFind
ONU AutoLearn
ONU Upgrade
Rogue ONU
Profile Configuration
System Configuration
Config Tcont
Config Gemport
Service
ServicePort
PortVlan
Multicast Vlan
Multicast Vlan Strip
Config Description
Config Port
Config Iphost
ONU Service Port Info (PON:1 ONU:1)
Service Port | Vport | BenginVid | EndVid | OuterVid | InnerVid | UserPrio | Etype | Vlan | Cos | SVlan | SCos | Mode | Enable | Description | Action
1 | 1 | 100 | 100 | N/A | N/A | N/A | N/A | 100 | 0 | N/A | N/A | 1:1 | YES | N/A | Delete
2 | 1 | 200 | 200 | N/A | N/A | N/A | N/A | 200 | 0 | N/A | N/A | 1:1 | YES | N/A | Delete
Add ONU Service Port
Service Mode | Cvlan
Service-Port ID | 3
Gemport ID | 3
User Vlan | 300
Translate Vlan | 300
Translate Cos | N/A (0-7)
Translate Svlan | N/A
Translate Scos | N/A (0-7)
Description | N/A
Commit

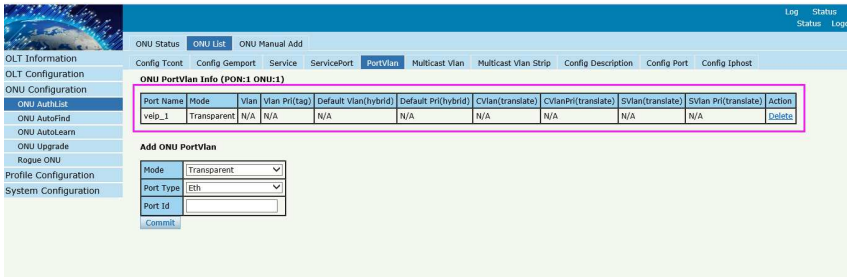
Log
Status
ONU Status
ONU List
ONU Manual Add
OLT Information
OLT Configuration
ONU Configuration
ONU AuthList
ONU AutoFind
ONU AutoLearn
ONU Upgrade
Rogue ONU
Profile Configuration
System Configuration
Config Tcont
Config Gemport
Service
ServicePort
PortVlan
Multicast Vlan
Multicast Vlan Strip
Config Description
Config Port
Config Iphost
ONU PortVlan Info (PON:1 ONU:1)
Port Name | Mode | Vlan | Vlan Pri(tag) | Default Vlan(hybrid) | Default Pri(hybrid) | CVlan(translate) | CVlanPri(translate) | SVlan(translate) | SVlan Pri(translate) | Action
veip_1 | Transparent | N/A | N/A | N/A | N/A | N/A | N/A | N/A | N/A | Delete
Add ONU PortVlan
Mode | Transparent
Port Type | Eth
Port Id
Commit

ONU Status
ONU List
ONU Manual Add
OLT Information
OLT Configuration
ONU Configuration
ONU AuthList
ONU AutoFind
ONU AutoLearn
ONU Upgrade
Rogue ONU
Profile Configuration
System Configuration
Config Tcont
Config Gemport
Service
ServicePort
PortVlan
Multicast Vlan
Multicast Vlan Strip
Config Description
Config Port
Config Iphost
Multicast Vlan list
ONU ID | Vlan List | Action
1 | N/A | Delete All
Add/Del Multicast Vlan (max 12 vlans)
Mvlan List | 300 (100,103 or 105-108)
Add
Del

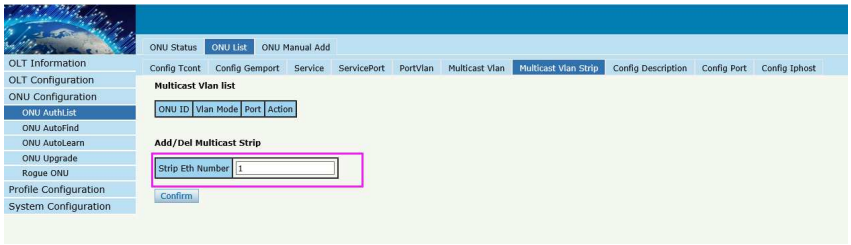
ONU Status
ONU List
ONU Manual Add
OLT Information
OLT Configuration
ONU Configuration
ONU AuthList
ONU AutoFind
ONU AutoLearn
ONU Upgrade
Rogue ONU
Profile Configuration
System Configuration
Config Tcont
Config Gemport
Service
ServicePort
PortVlan
Multicast Vlan
Multicast Vlan Strip
Config Description
Config Port
Config Iphost
Multicast Vlan list
ONU ID | Vlan Mode | Port | Action
Add/Del Multicast Strip
Strip Eth Number | 1
Confirm

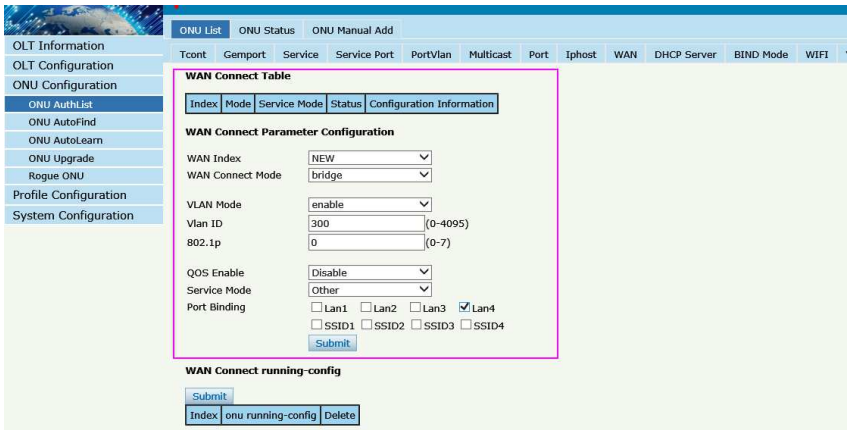
ONU List
ONU Status
ONU Manual Add
OLT Information
OLT Configuration
ONU Configuration
ONU AuthList
ONU AutoFind
ONU AutoLearn
ONU Upgrade
Rogue ONU
Profile Configuration
System Configuration
Tcont
Gemport
Service
Service Port
PortVlan
Multicast
Port
Iphost
WAN
DHCP Server
BIND Mode
WIFI
WAN Connect Table
Index
Mode
Service Mode
Status
Configuration Information
WAN Connect Parameter Configuration
WAN Index
NEW
WAN Connect Mode
bridge
VLAN Mode
enable
Vlan ID
300
(0-4095)
802.1p
0
(0-7)
QOS Enable
Disable
Service Mode
Other
Port Binding
Lan1
Lan2
Lan3
Lan4
SSID1
SSID2
SSID3
SSID4
Submit
WAN Connect running-config
Submit
Index
onu running-config
Delete

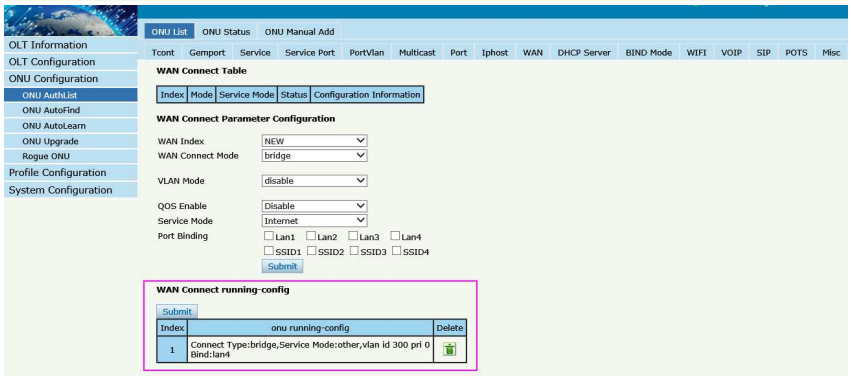
ONU List
ONU Status
ONU Manual Add
OLT Information
OLT Configuration
ONU Configuration
ONU AuthList
ONU AutoFind
ONU AutoLearn
ONU Upgrade
Rogue ONU
Profile Configuration
System Configuration
Tcont
Gemport
Service
Service Port
PortVlan
Multicast
Port
Iphost
WAN
DHCP Server
BIND Mode
WIFI
VOIP
SIP
POTS
Misc
WAN Connect Table
Index
Mode
Service Mode
Status
Configuration Information
WAN Connect Parameter Configuration
WAN Index
NEW
WAN Connect Mode
bridge
VLAN Mode
disable
QOS Enable
Disable
Service Mode
Internet
Port Binding
Lan1
Lan2
Lan3
Lan4
SSID1
SSID2
SSID3
SSID4
Submit
WAN Connect running-config
Submit
Index
onu running-config
Delete
1
Connect Type:bridge,Service Mode:other,vlan id 300 pri 0
Bind:lan4

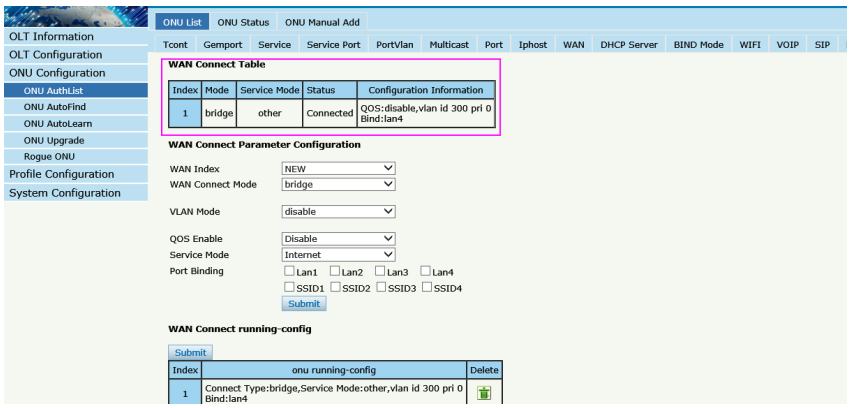
ONU List
ONU Status
ONU Manual Add
OLT Information
OLT Configuration
ONU Configuration
ONU AuthList
ONU AutoFind
ONU AutoLearn
ONU Upgrade
Rogue ONU
Profile Configuration
System Configuration
Tcont
Gemport
Service
Service Port
PortVlan
Multicast
Port
Iphost
WAN
DHCP Server
BIND Mode
WIFI
VOIP
SIP
WAN Connect Table
Index
Mode
Service Mode
Status
Configuration Information
1
bridge
other
Connected
QOS:disable,vlan id 300 pri 0
Bind:lan4
WAN Connect Parameter Configuration
WAN Index
NEW
WAN Connect Mode
bridge
VLAN Mode
disable
QOS Enable
Disable
Service Mode
Internet
Port Binding
Lan1
Lan2
Lan3
Lan4
SSID1
SSID2
SSID3
SSID4
Submit
WAN Connect running-config
Submit
Index
onu running-config
Delete
1
Connect Type:bridge,Service Mode:other,vlan id 300 pri 0
Bind:lan4

Or by ONU web ----------

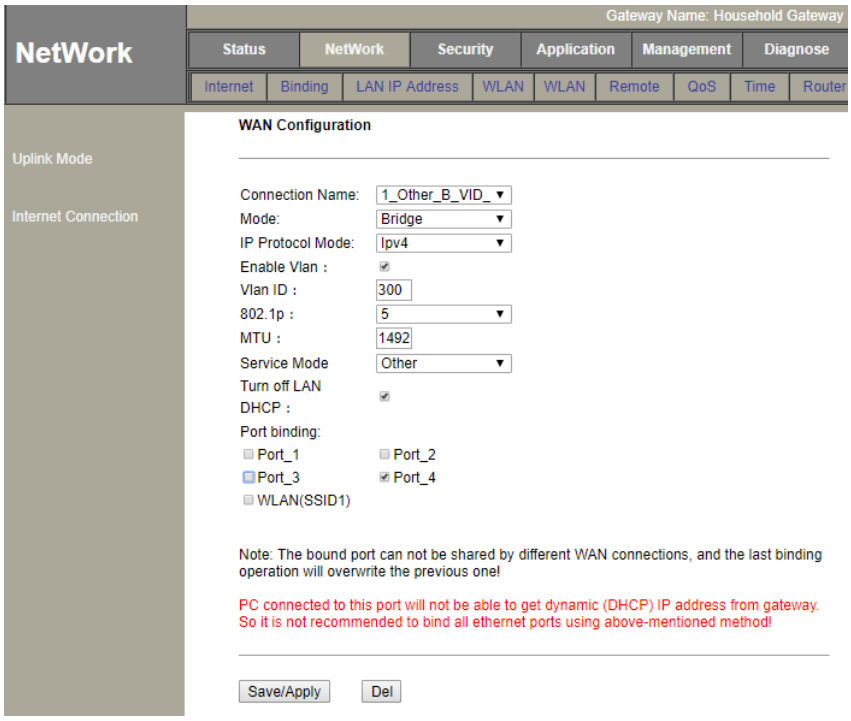
NetWork
Gateway Name: Household Gateway
Status
NetWork
Security
Application
Management
Diagnose
Internet
Binding
LAN IP Address
WLAN
WLAN
Remote
QoS
Time
Router
Uplink Mode
Internet Connection
WAN Configuration
Connection Name: 1_Other_B_VID_
Mode: Bridge
IP Protocol Mode: Ipv4
Enable Vlan :
Vlan ID : 300
802.1p : 5
MTU : 1492
Service Mode Other
Turn off LAN DHCP :
Port binding:
Port_1
Port_2
Port_3
Port_4
WLAN(SSID1)
Note: The bound port can not be shared by different WAN connections, and the last binding operation will overwrite the previous one!
PC connected to this port will not be able to get dynamic (DHCP) IP address from gateway. So it is not recommended to bind all ethernet ports using above-mentioned method!
Save/Apply
Del